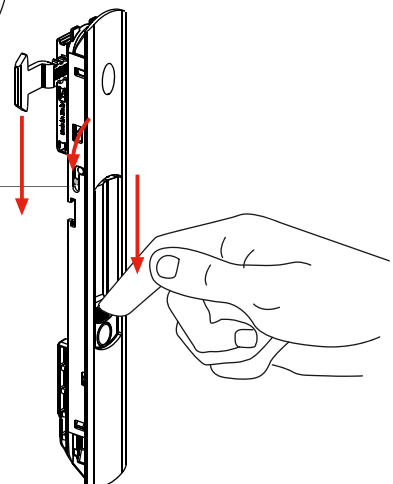
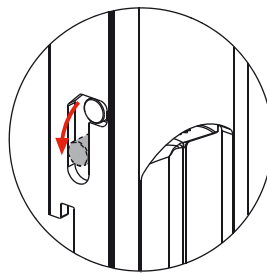
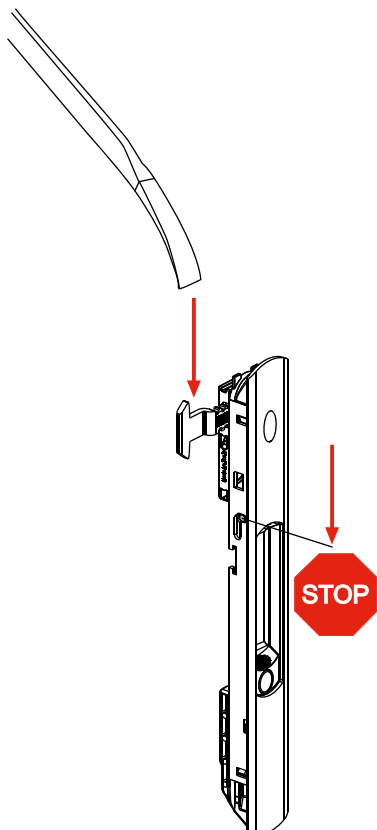
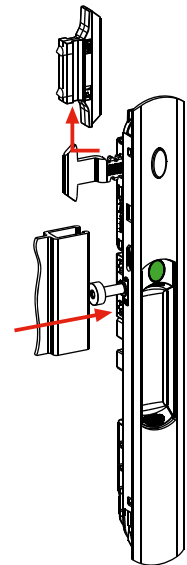
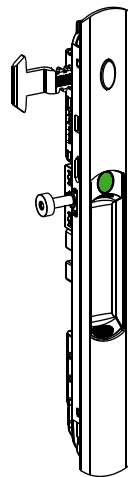
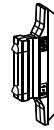
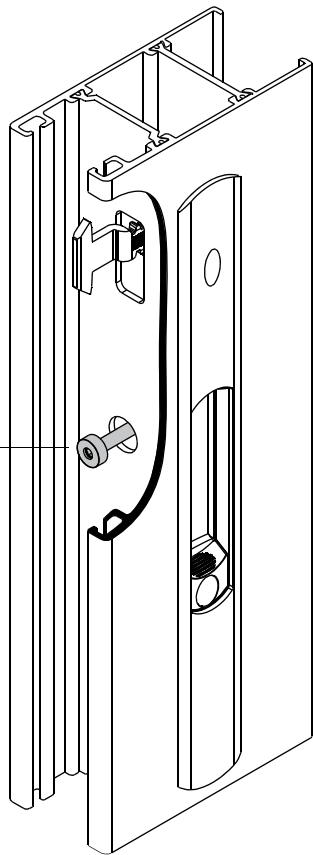
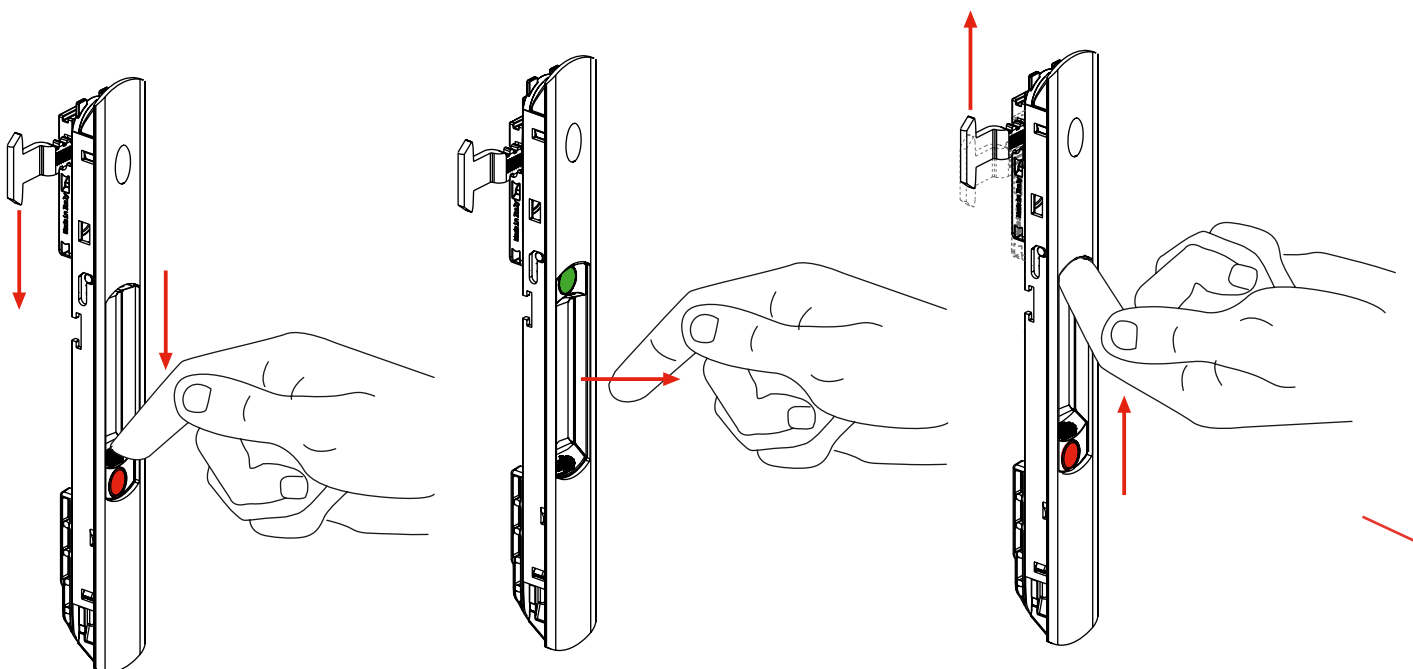
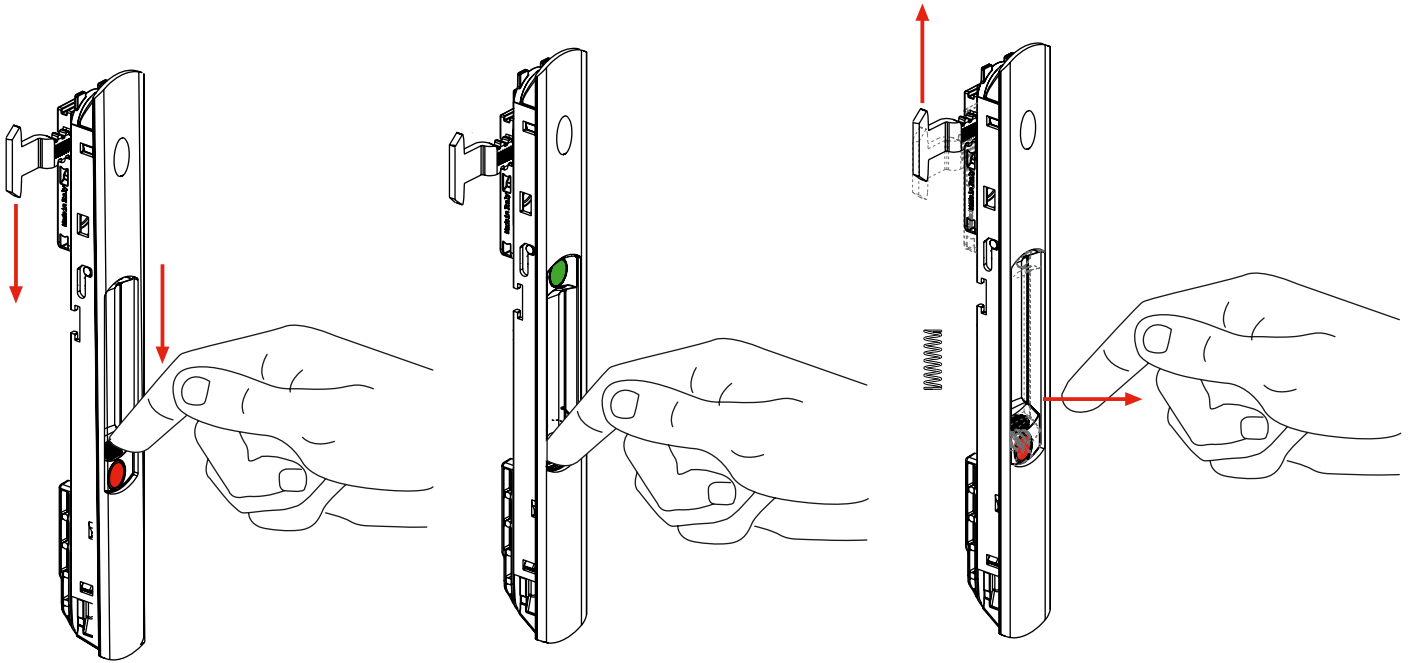
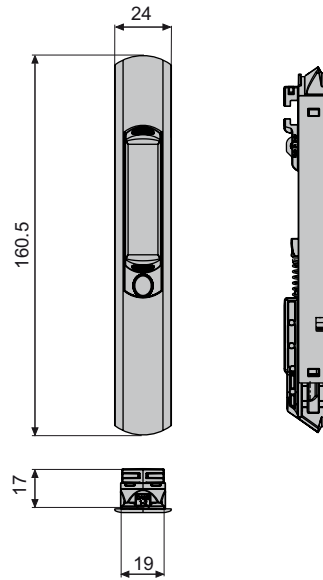


Art. 5020A
 Art. 5020B
 Art. 5020AA
 Art. 5020BA



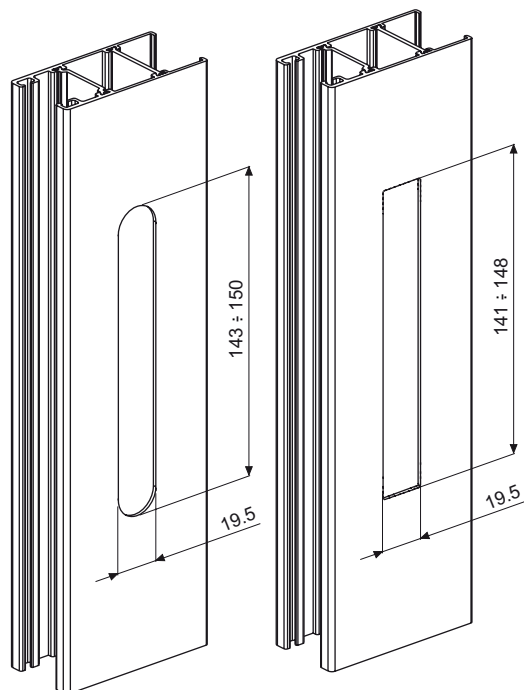
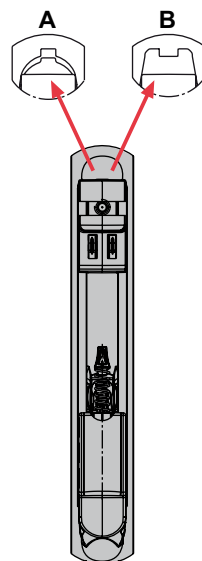
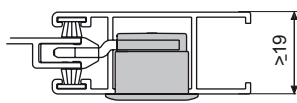
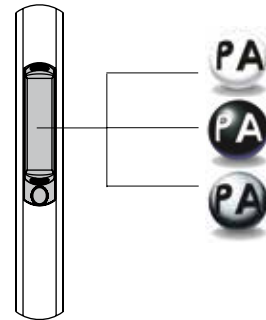


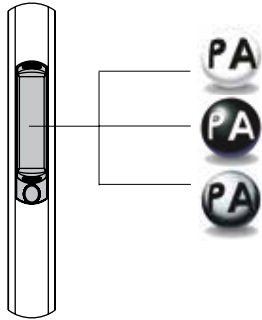
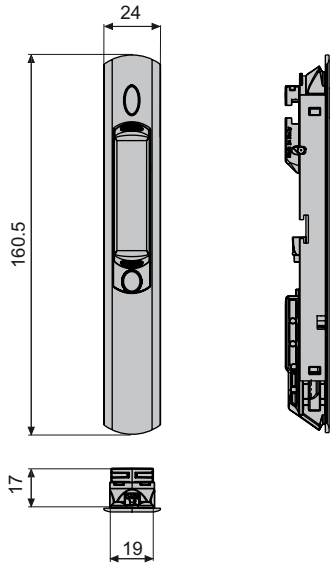
5000AA
 5000AB
 5000AC
 5000BA
 5000BB
 5000BC



	A	B				
5000AA	●				●	
5000AB	●				●	
5000AC	●				●	
5000BA		●			●	
5000BB		●			●	
5000BC		●			●	

50

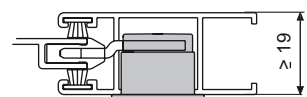
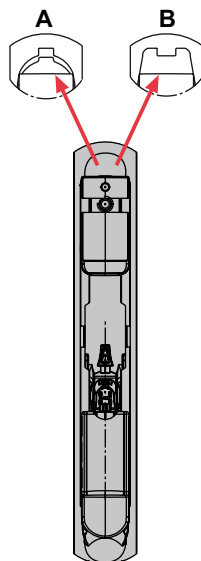
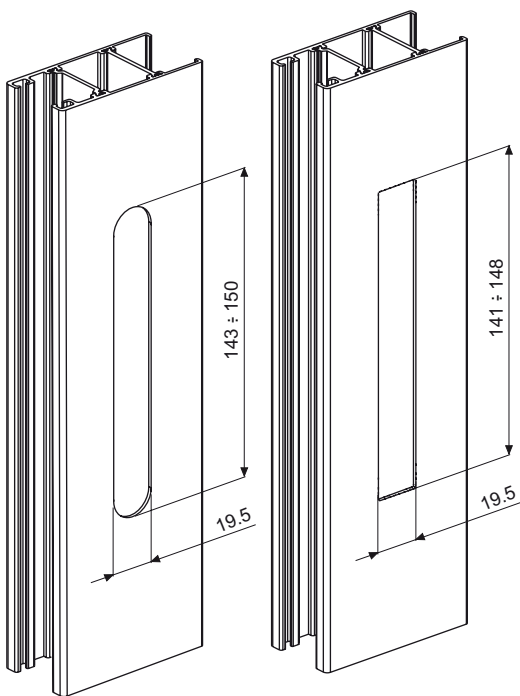




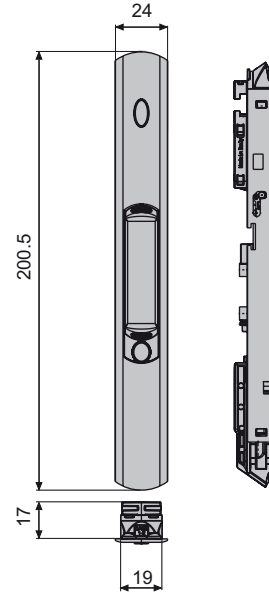
- 5001AA
- 5001AB
- 5001AC
- 5001BA
- 5001BB
- 5001BC
- 5001CA
- 5001CB
- 5001CC
- 5001DA
- 5001DB
- 5001DC

	A	B		↑	↓	⊘	⊘	⊘	⊘	
5001AA	●			●	●	●	○			25
5001CA	●			●		●				
5001AB	●				●	●	●	○		
5001CB		●		●		●				
5001AC	●				●	●	●	○		
5001CC				●		●				
5001BA		●			●	●	●	○		
5001DA				●		●				
5001BB		●			●	●	●	○		
5001DB				●		●				
5001BC		●			●	●	●	○		
5001DC				●		●				

○ = optional

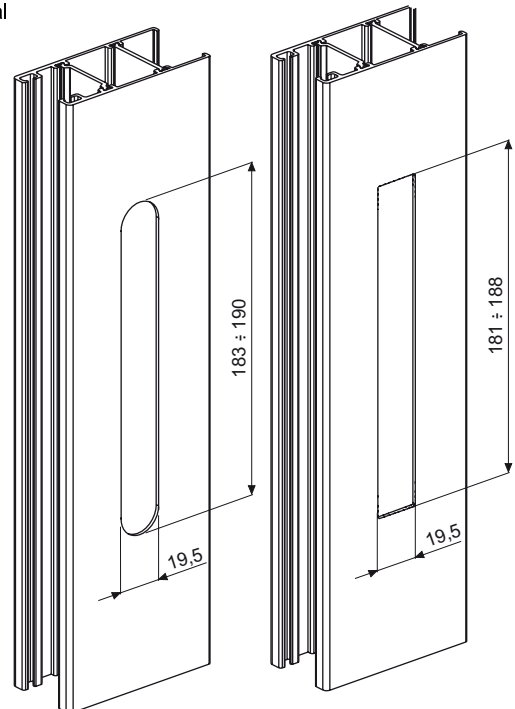
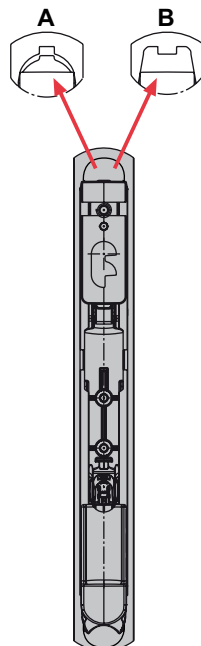
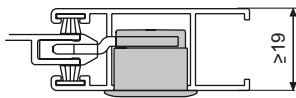
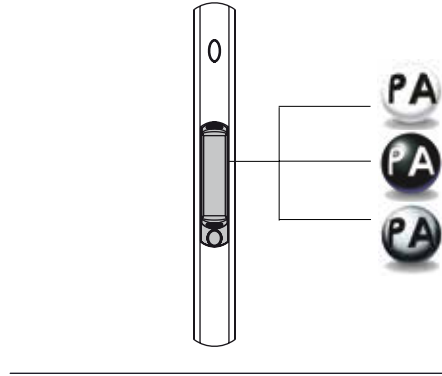


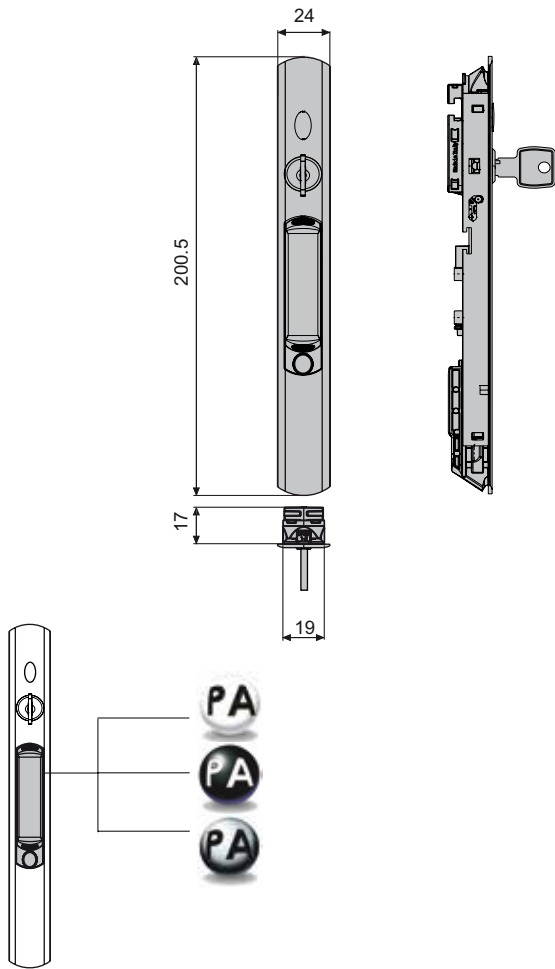
- 5003AA
- 5003AB
- 5003AC
- 5003BA
- 5003BB
- 5003BC
- 5003CA
- 5003CB
- 5003CC
- 5003DA
- 5003DB
- 5003DC



	A	B		↑	↓	⊘	⊘	⊘	
5003AA	●			●	●	●	○		25
5003CA				●		●			
5003AB	●				●	●	●	○	
5003CB				●		●			
5003AC	●				●	●	●	○	
5003CC				●		●			
5003BA		●			●	●	●	○	
5003DA				●		●			
5003BB					●	●	●	○	
5003DB		●		●		●			
5003BC					●	●	●	○	
5003DC		●		●		●			

○ = optional

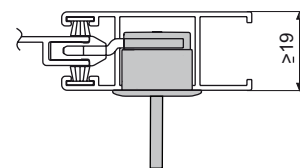
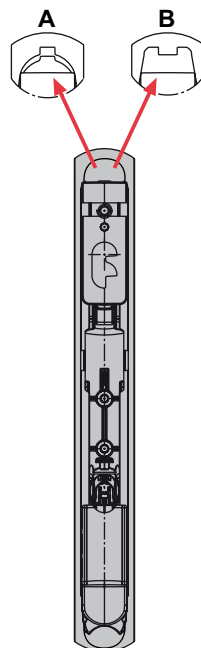
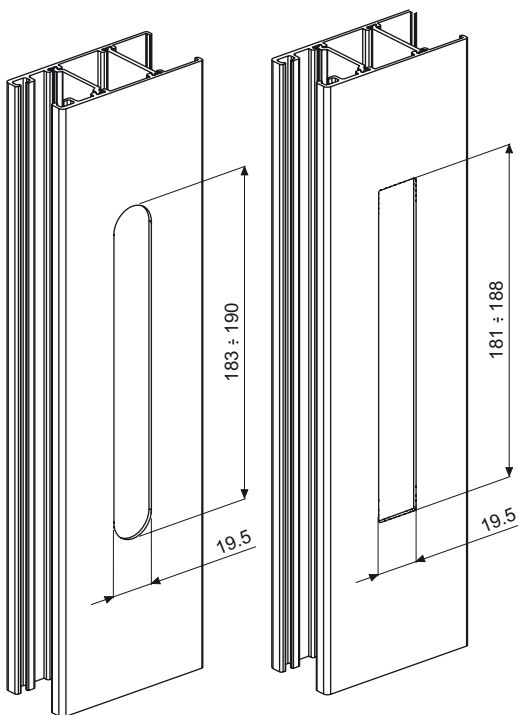




5004AA
 5004AB
 5004AC
 5004BA
 5004BB
 5004BC

	A	B		↑↓	⊘	⚡	⚡	📦
5004AA	●			●	●	●	○	5
5004AB	●			●	●	●	○	
5004AC	●			●	●	●	○	
5004BA		●		●	●	●	○	
5004BB		●		●	●	●	○	
5004BC		●		●	●	●	○	

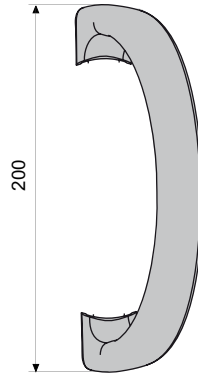
○ = optional



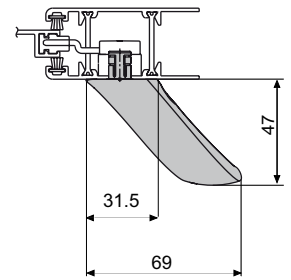
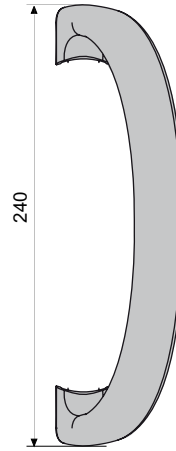
5010A
5010B



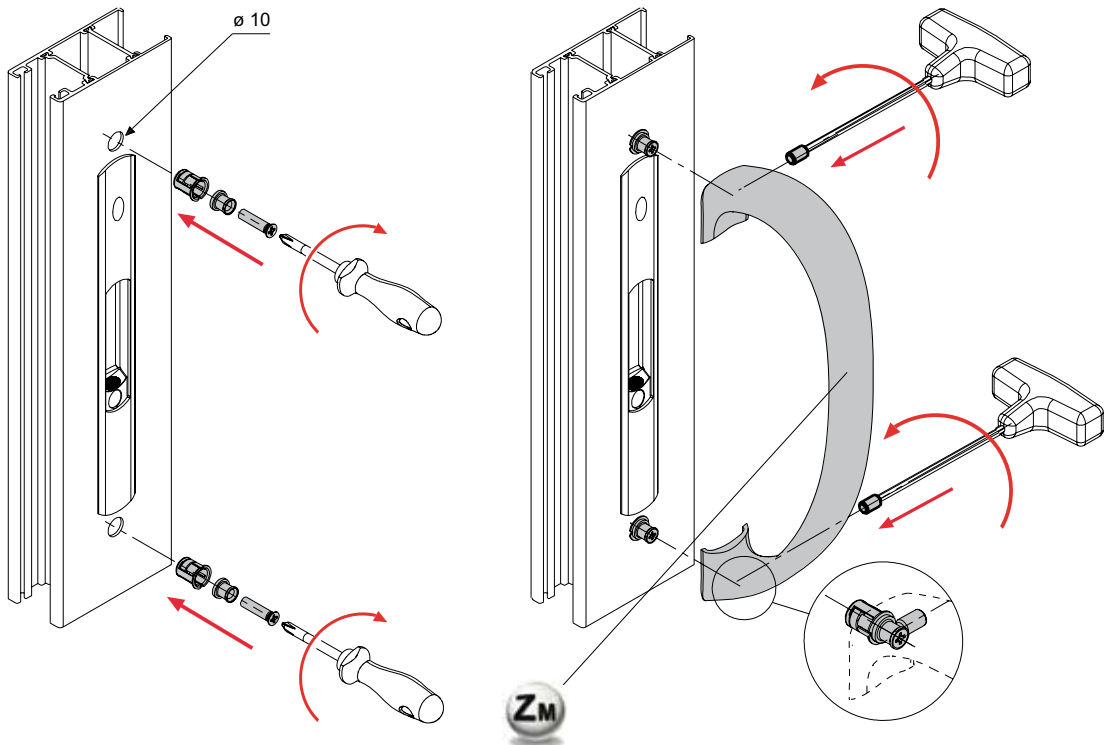
Art. 5010A


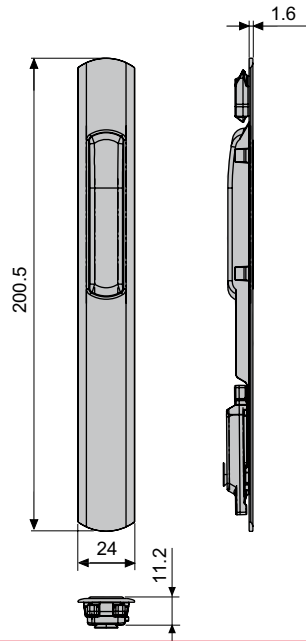


Art. 5010B



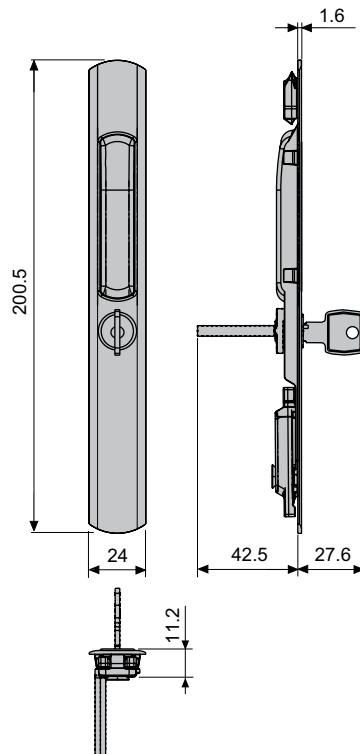
5010A	OLE' OLE'+	10
5010B	OLE'TOP	





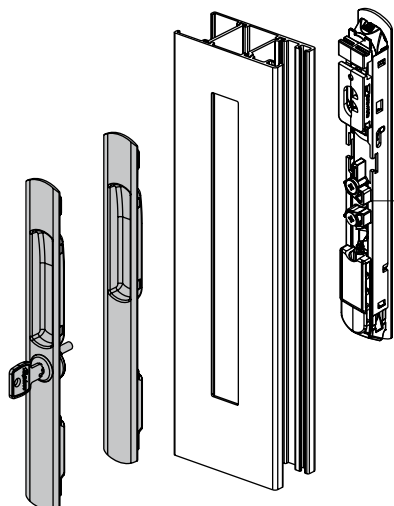
5013

5013	OLE' TOP	10

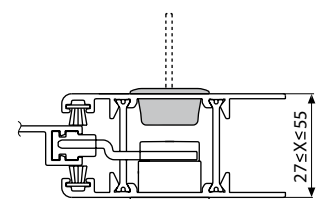


5014

5014	OLE' TOP	5



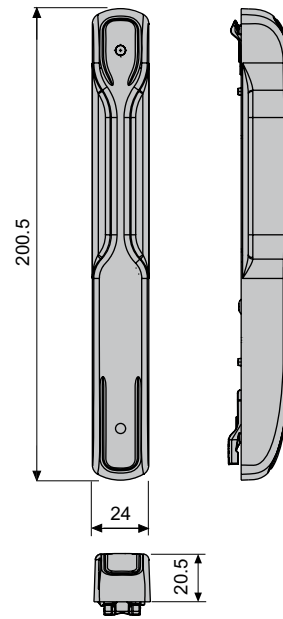
- Art. 5003AA
- Art. 5003CA
- Art. 5003AB
- Art. 5003CB
- Art. 5003AC
- Art. 5003CC
- Art. 5003BA
- Art. 5003DA
- Art. 5003BB
- Art. 5003DB
- Art. 5003BC
- Art. 5003DC
- Art. 5004AA
- Art. 5004AB
- Art. 5004AC
- Art. 5004BA
- Art. 5004BB
- Art. 5004BC



5015



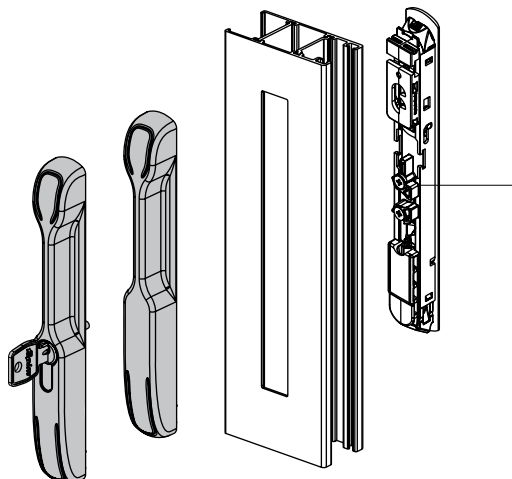
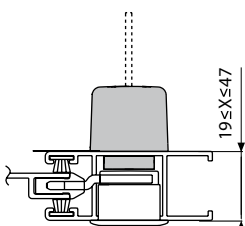
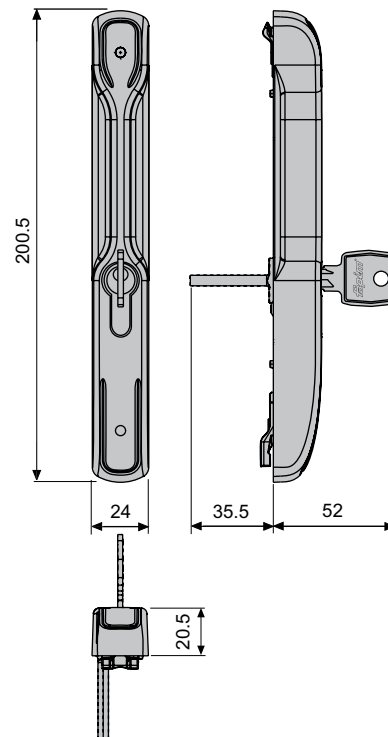
5015	OLE'TOP	10



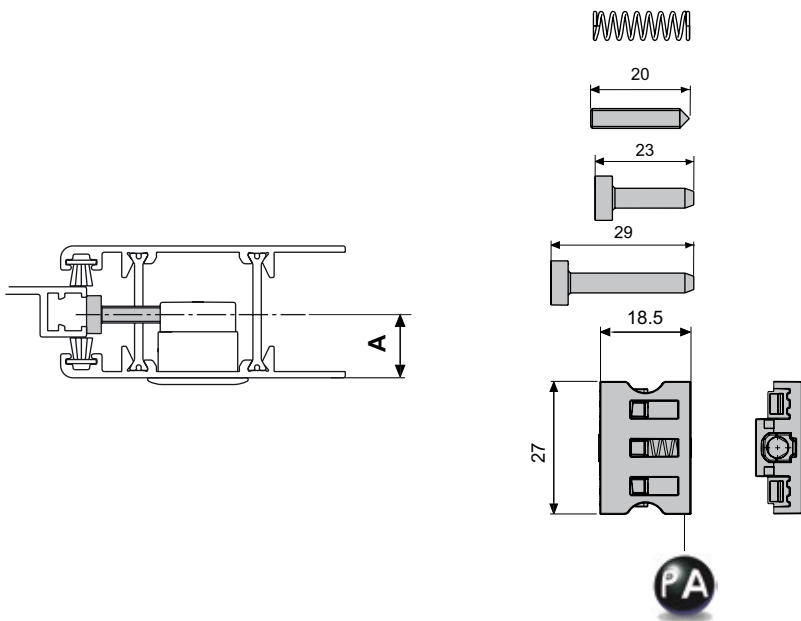
5016



5016	OLE'TOP	5

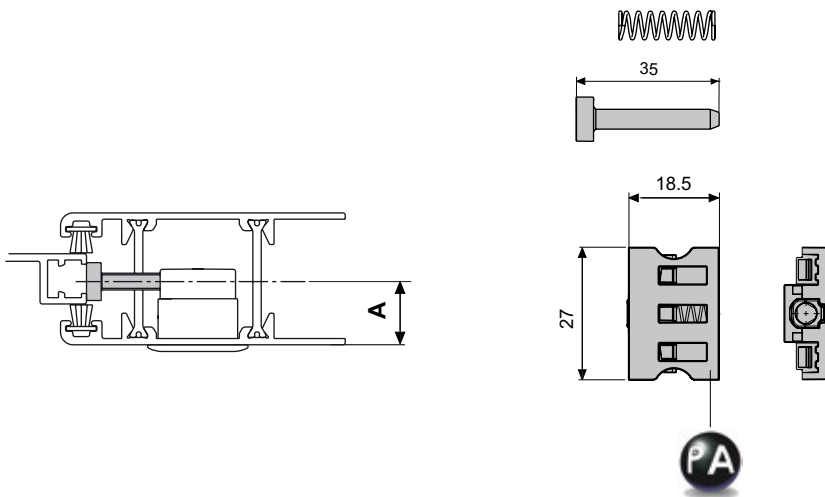


- Art. 5003AA
- Art. 5003CA
- Art. 5003AB
- Art. 5003CB
- Art. 5003AC
- Art. 5003CC
- Art. 5003BA
- Art. 5003DA
- Art. 5003BB
- Art. 5003DB
- Art. 5003BC
- Art. 5003DC
- Art. 5004AA
- Art. 5004AB
- Art. 5004AC
- Art. 5004BA
- Art. 5004BB
- Art. 5004BC



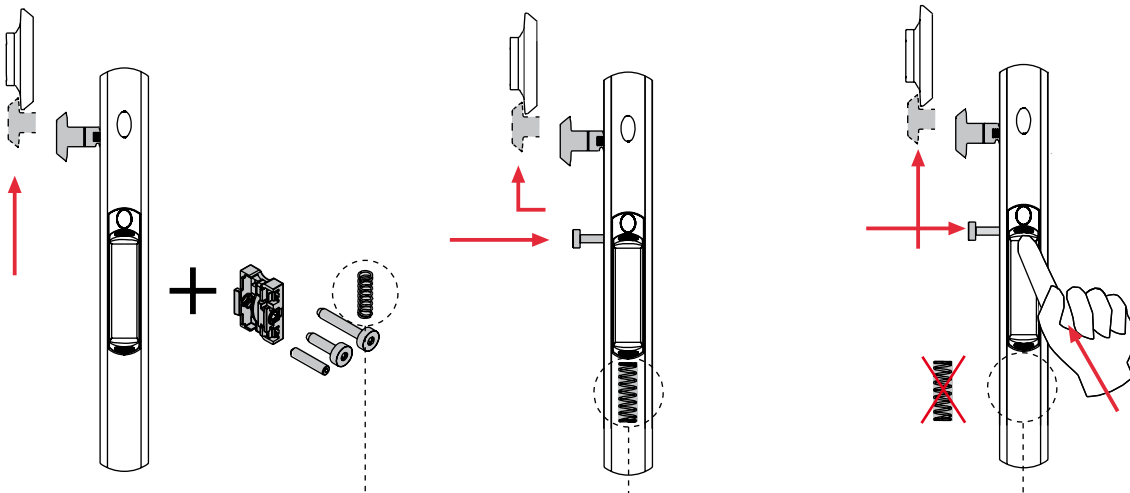
5020A
5020B

A		OLE TOP OLE'+	
5020A	12		25
5020B	17.5		



5020AA
5020BA

A		OLE'TOP OLE'+	
5020AA	12		25
5020BA	17.5		



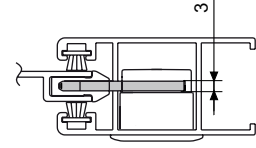
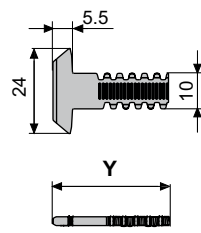
- 5022
- 5023B
- 5023BA
- 5023C
- 5023CA
- 5023D
- 5023DA
- 5023DB
- 5023E
- 5023EA
- 5023F
- 5023G
- 5023GA
- 5023H
- 5023HA
- 5023J
- 5023JA
- 5023JB
- 5023JC
- 5023N
- 5023NA



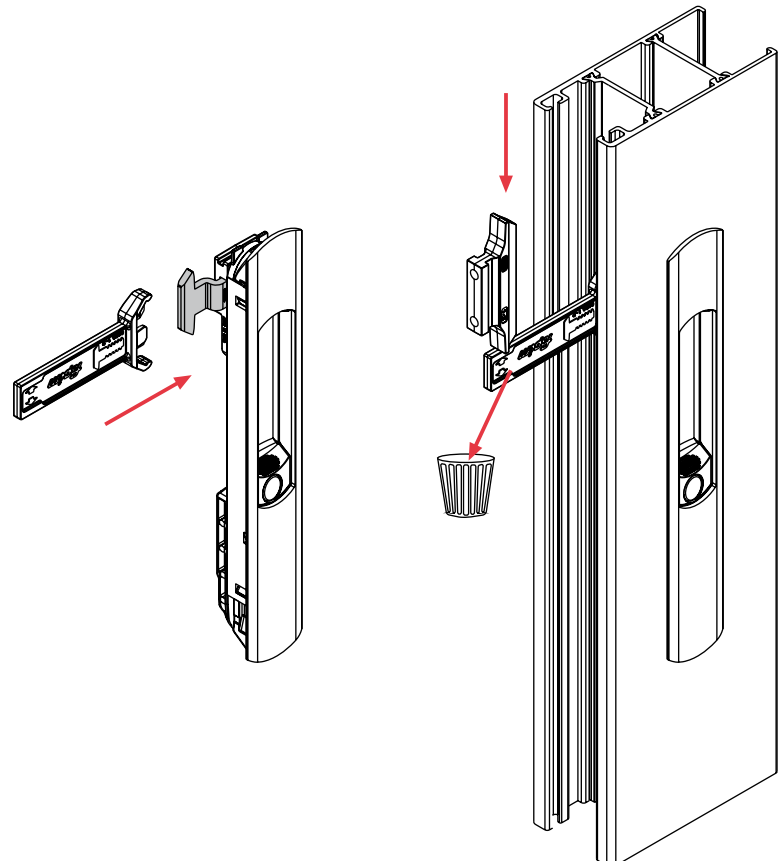
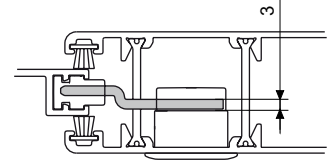
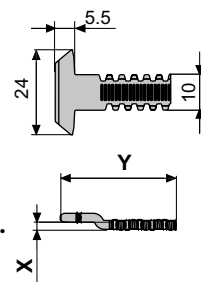
	Y	X	
5022	32,5	0	50
5023B	35.3	1	
5023BA	39.3	1	
5023C	32.7	1.5	
5023CA	52.2	1.5	
5023D	32.6	2	
5023DA	40.6	2	
5023DB	36.6	2	
5023E	42.9	2.5	
5023EA	46.9	2.5	
5023F	31.7	3	
5023G	42.2	3.5	
5023GA	36.2	3.5	
5023H	33.8	4	
5023HA	40.7	4	
5023J	46.5	5	
5023JA	41	5	
5023JB	35.5	5	
5023JC	31.7	5	
5023N	44.5	7	
5023NA	35	7	

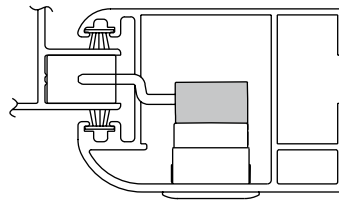
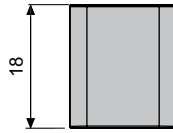
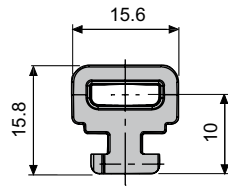
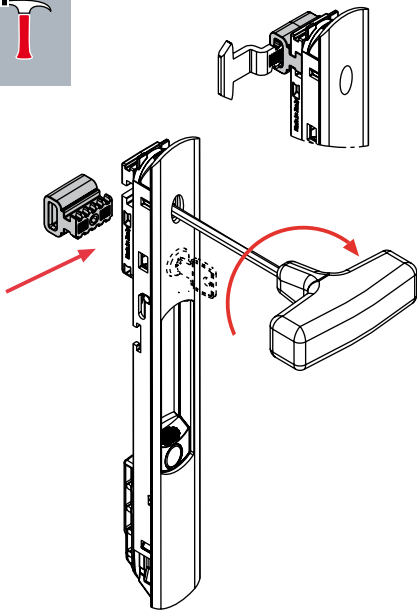


Art. 5022



Art. 5023....



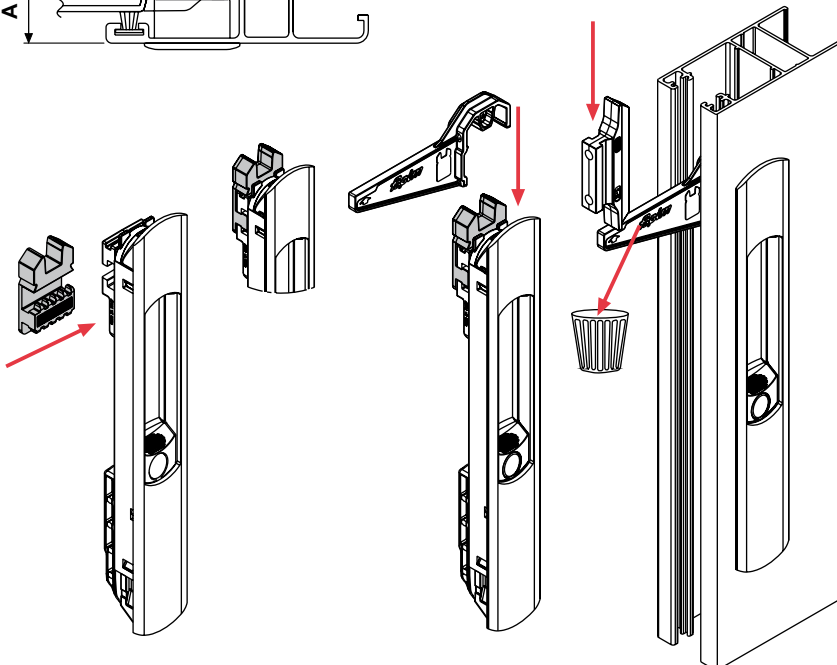
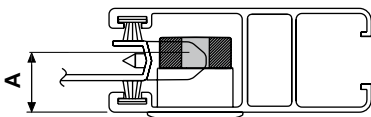
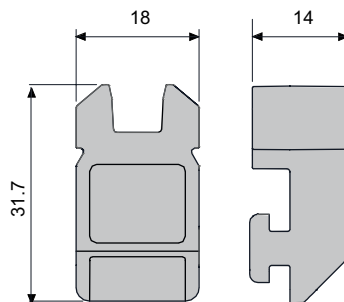
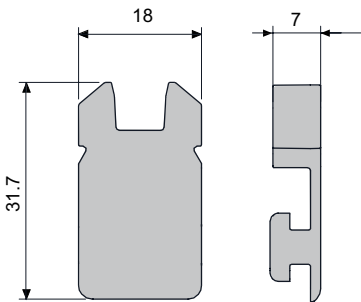


5023Z

5023Z	5023...	50	

Art. 5024A

Art. 5024B

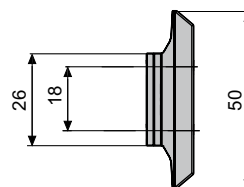



5024A
5024B

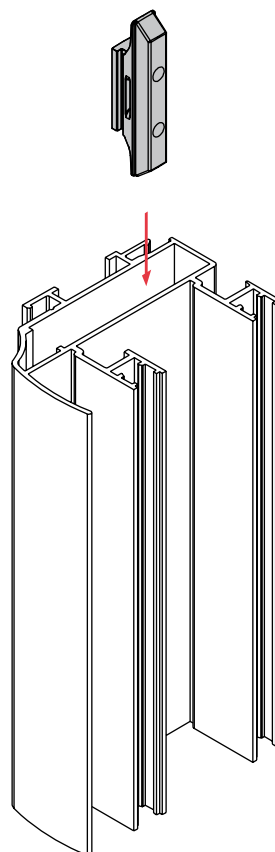
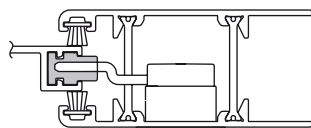
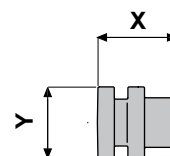
5024A	15	OLE' OLE'TOP OLE'+	50
5024B	18.5		



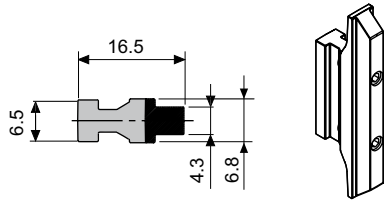
5027A
 5027B
 5027C
 5027D
 5027E
 5027F
 5027G
 5027H
 5027I
 5027J
 5027K



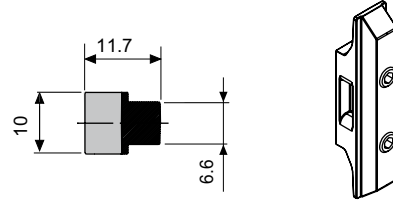
	X	Y	
5027A	16.5	6.5	50
5027B	11.7	10	
5027C	13.3	8.6	
5027D	13.1	8	
5027E	12.8	11	
5027F	12.3	11.1	
5027G	13	9.8	
5027H	12.5	11.2	
5027I	13.8	15	
5027J	12.5	17.4	
5027K	13	12.2	



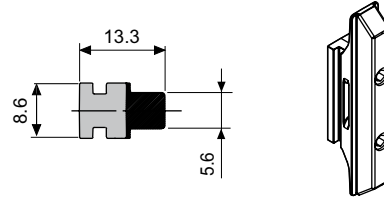
Art. 5027A



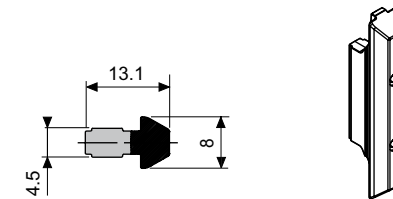
Art. Art. 5027B



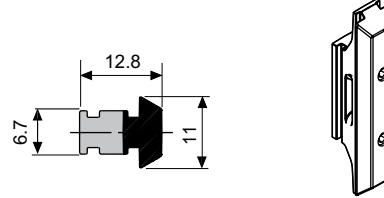
Art. 5027C



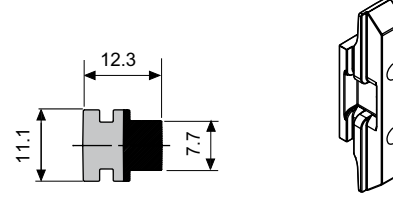
Art. Art. 5027D



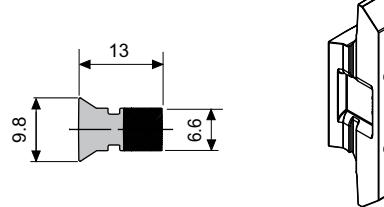
Art. 5027E



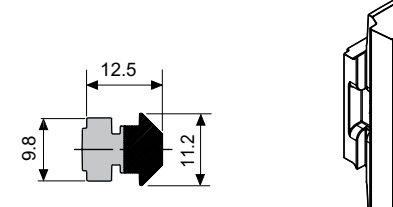
Art. 5027F



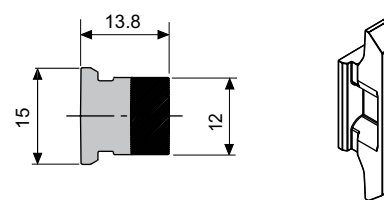
Art. 5027G



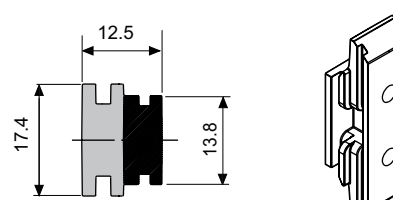
Art. 5027H



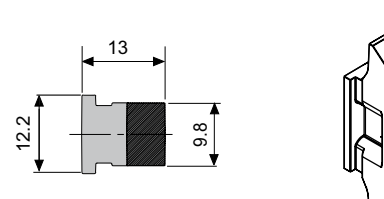
Art. 5027I



Art. 5027J



Art. 5027K

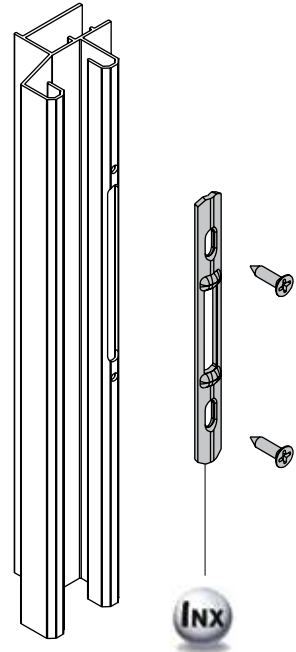
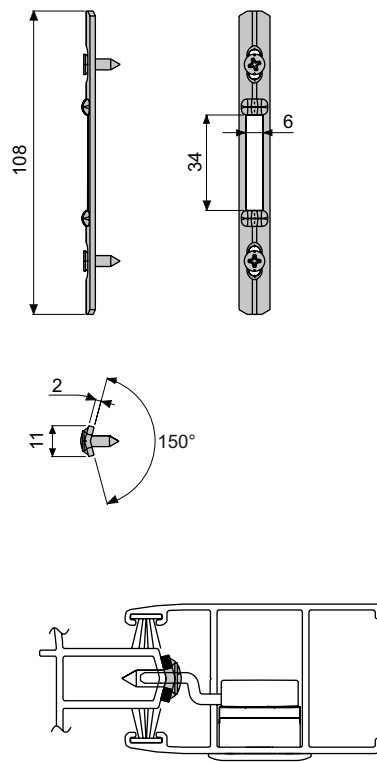


5027A
5027B
5027C
5027D
5027E
5027F
5027G
5027H
5027I
5027J
5027K

5028



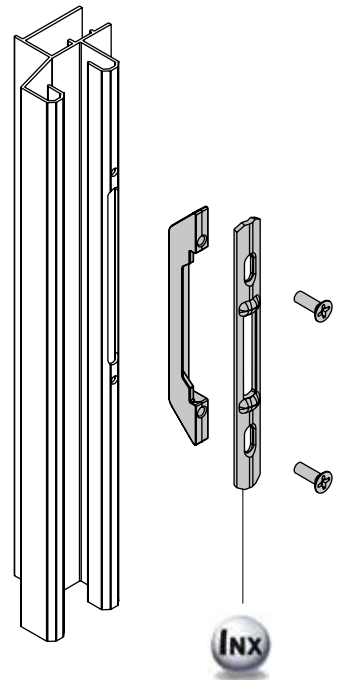
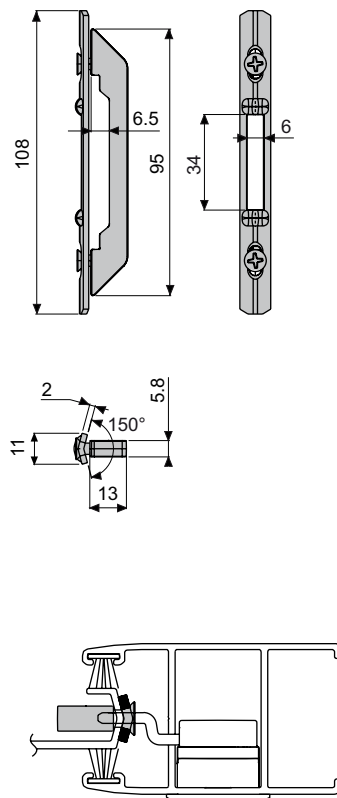
5028	OLE' OLE+ OLE' TOP	50

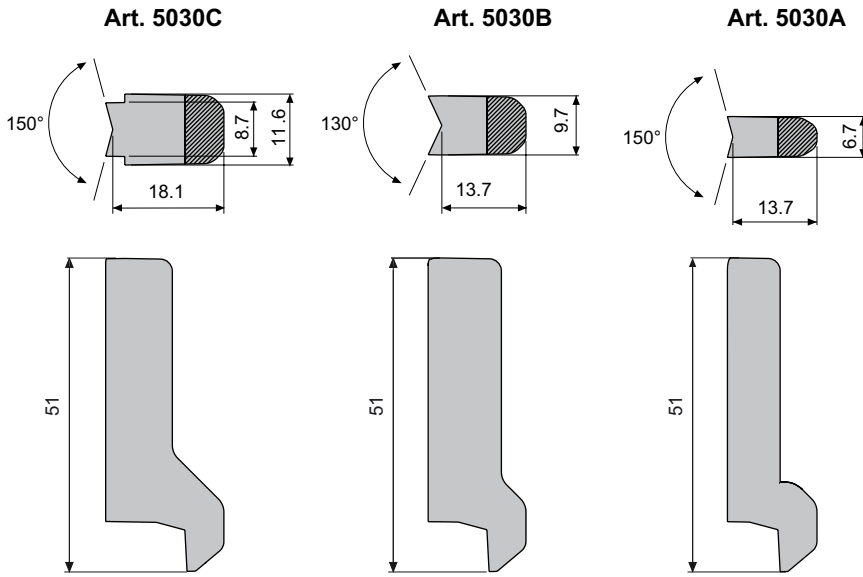


5029



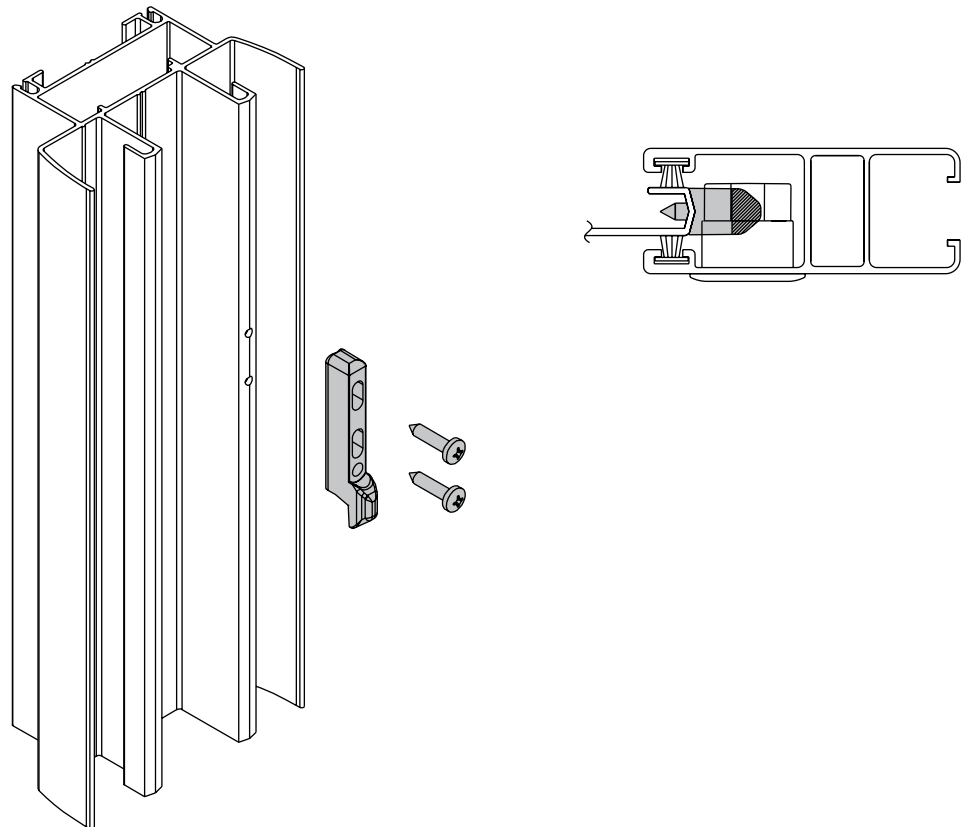
5029	OLE' OLE+ OLE' TOP	50



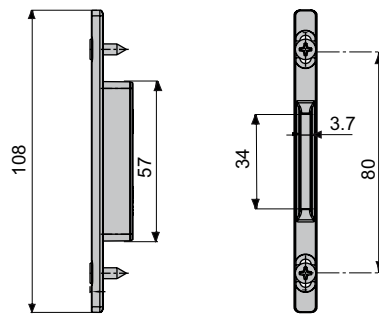


**5030A
 5030B
 5030C**

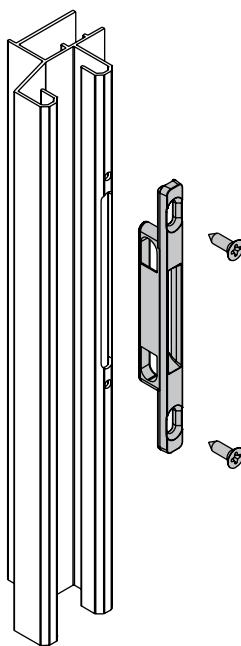
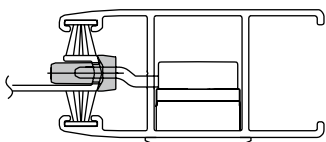
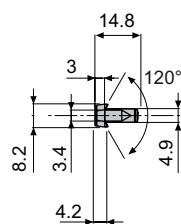
5030A 5030B 5030C	OLE' OLE+ OLE' TOP	50

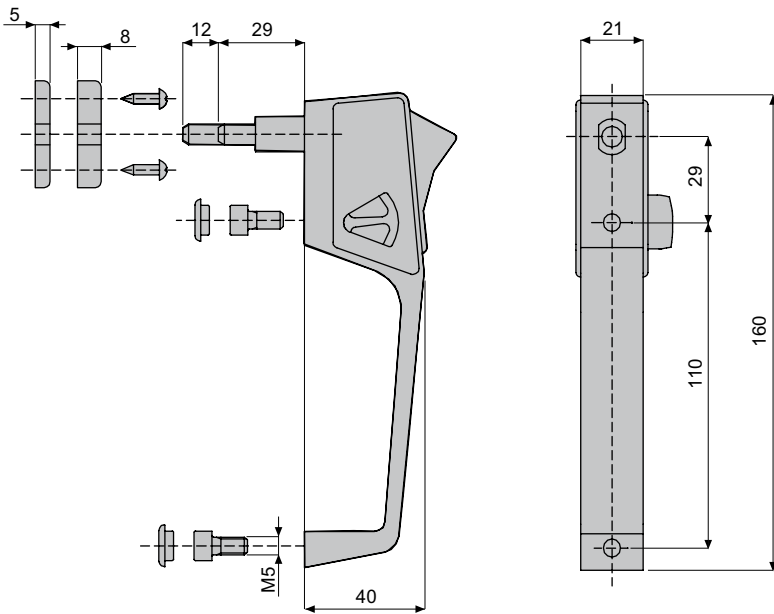


5032A



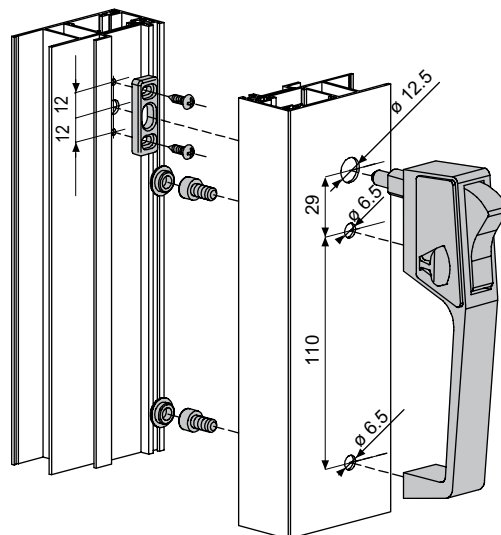
5032A	OLE' OLE'+ OLE' TOP	50



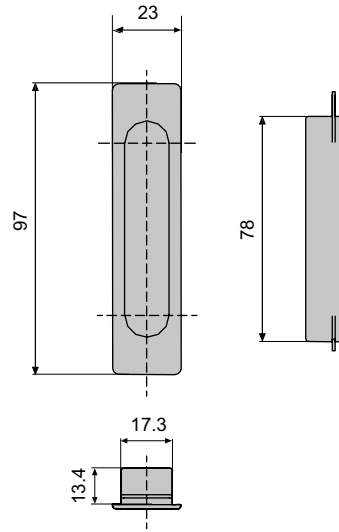


5018

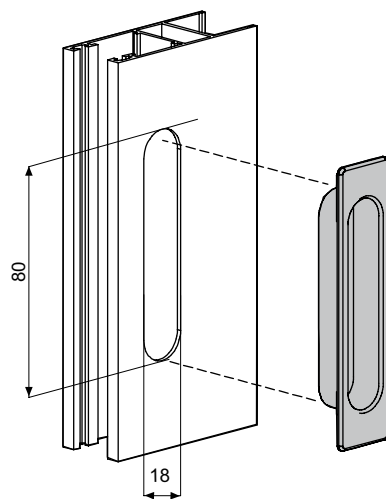
5018	20



5002

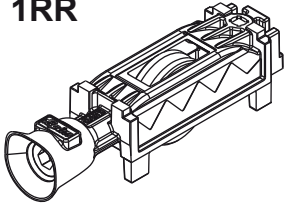


5002	50

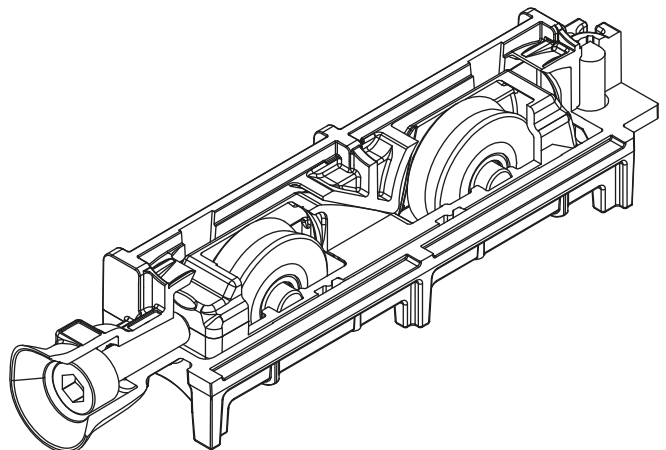


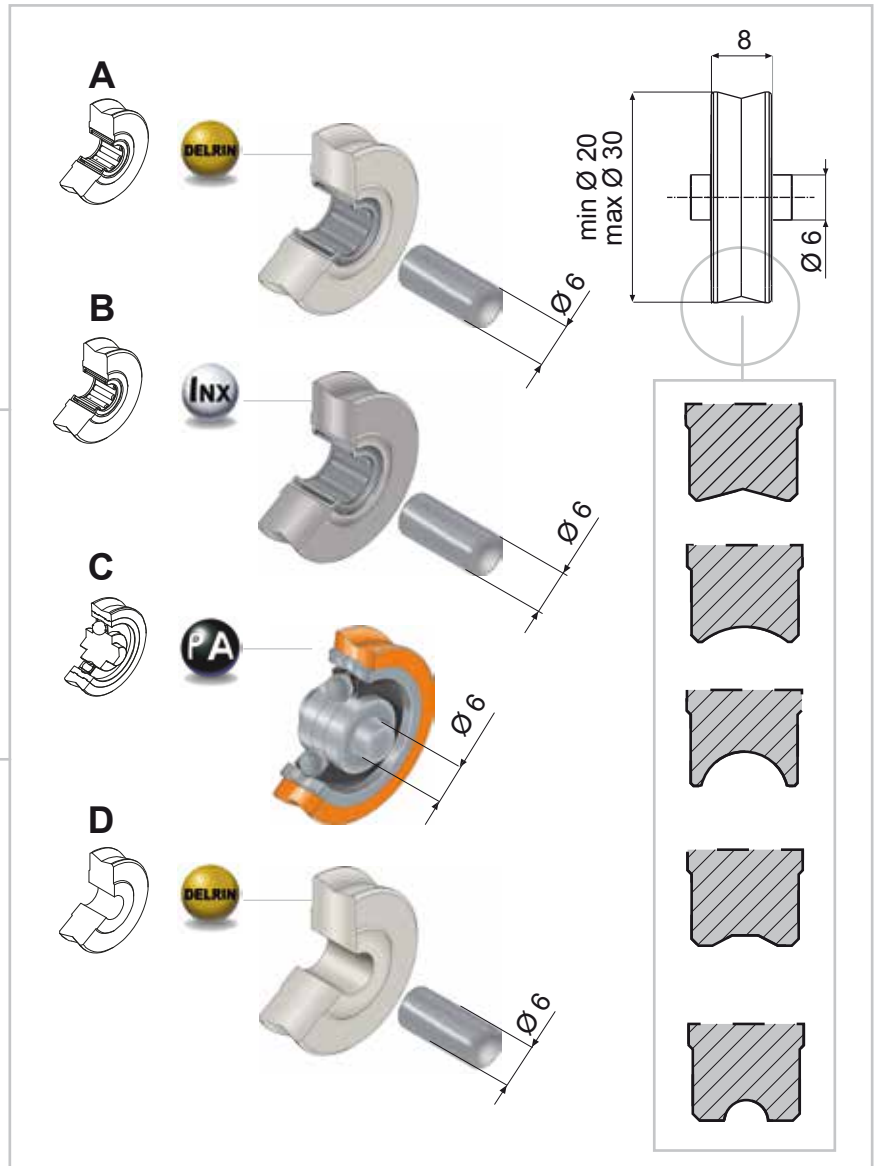
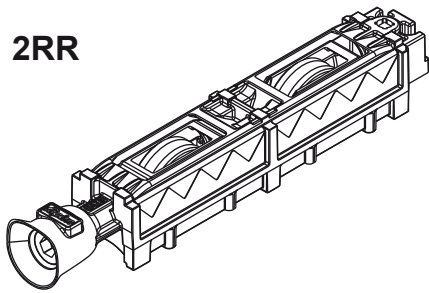





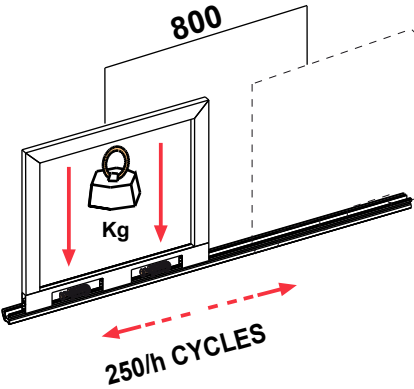

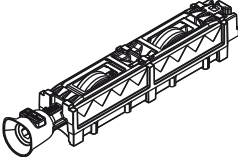
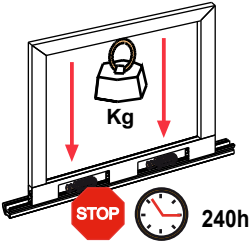
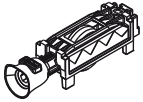
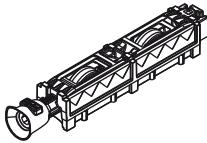




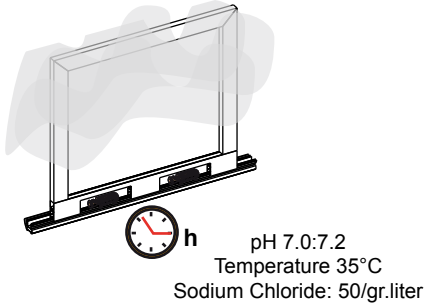
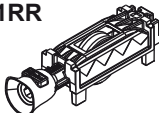
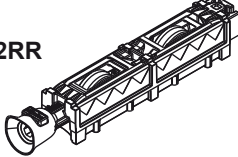
1RR



2RR



EN13126-15:2008

Test					
<p>Durability Test</p> 	<p>1RR</p> 	CL. 3 10.000 cycles	CL. 4 15.000 cycles	CL. 5 25.000 cycles	
		A	Kg 90	Kg 80	Kg 70
		B	Kg 90	Kg 80	Kg 70
		C	Kg 75	Kg 65	Kg 60
	<p>2RR</p> 	D	Kg 75	Kg 65	Kg 60
		A	Kg 150	Kg 140	Kg 130
		B	Kg 150	Kg 140	Kg 130
		C	Kg 130	Kg 120	Kg 100
<p>Static Test</p> 	 	 A	 B	 C	 D
		Kg 90	Kg 90	Kg 75	Kg 75
<p>Sart Spray And Corrosion Test</p> 	<p>1RR</p> 	240 h (Degree 4) UNI EN 1670:2007			
	<p>2RR</p> 	480 h (Degree 5) UNI EN 1670:2007			

INDICE FAMILIE - INDEX FAMILIAS
FAMILIES INDEX - INDICE DE FAMILIAS
FAMILIAS INDEX - INDEX FAMILIEN
INDEX FAMILIES - INDEKS RODZIN
ЄУРЕТНІО - ОІКОГЕНІЄС
ИНДЕКС ПОРОДИЦЕ

PRODUTTORE - PRODUCER
PRODUCTEUR - PRODUCTOR
PRODUTOR - PRODUCENT
PRODUCEUR - PRODUCTENT
ПАРАГОЎУ - ПРІЗВОДИТЕЉ
ПРОДУЦЕНТ

PROFILI ASSOCIATI - ASSOCIATED PROFILES
ASSOCIATED PROFILES - PERFILES ASOCIADOS
PERFIS ASSOCIADOS ASSOZIIERTE NETZWERKE
INVERBAND PROFIELEN - ASSOCIATED PROFILE
ΣΥΝΕΡΓΑΖΟΜΕΝΟΣ ΠΡΟΦΙΛ - СВЯЗАННЫЕ ПРОФИЛИ
СВЯЗАННЫЕ ПРОФИЛИ

PRODUTTORE - PRODUCER
PRODUCTEUR - PRODUCTOR
PRODUTOR - PRODUCENT
PRODUCEUR - PRODUCTENT
ПАРАГОЎУ - ПРІЗВОДИТЕЉ
ПРОДУЦЕНТ

PROFILI ASSOCIATI - ASSOCIATED PROFILES
ASSOCIATED PROFILES - PERFILES ASOCIADOS
PERFIS ASSOCIADOS ASSOZIIERTE NETZWERKE
INVERBAND PROFIELEN - ASSOCIATED PROFILE
ΣΥΝΕΡΓΑΖΟΜΕΝΟΣ ΠΡΟΦΙΛ - СВЯЗАННЫЕ ПРОФИЛИ
СВЯЗАННЫЕ ПРОФИЛИ

15.1	ALCEMAR	Linea Mediterranea (M-Uno)	24.1	BLYWEERT	PEGASE
20.2	ALCEMAR	Linea Mediterranea (M-Cinco)	14.1	BODEGA	PENTA 67 (67015)
20.2	ALCEMAR	Linea Mediterranea RPT (M-Cinco)	14.1	BODEGA	PENTA 67 (67106)
27.1	ALCEMAR	Linea Monaco Top	15.1	BRARI SH. P.K.	6000
14.1	ALGAL	22000	15.5	CENTRO ALUM	RENOVA CO RPT
14.1	ALGAL	39000	15.5	CENTRO ALUM	RQ+RT
14.1	ALGAL	22000 MINI	20.5	CUPRUM EXTRUSIONES	CORREDIZA 150
14.1	ALGAL	39000 MINI	10.5	CUEX	4520
15.1	ALL.CO	EXPORT 60S	10.5	CUEX	6020
15.1	ALMACO	32 (9051)	15.1	CUPRUM EXTRUSIONS	PREMIUM 80
15.1	ALMACO	35 (9033 - 9033N - 9051)	20.5	CUPRUM EXTRUSIONS	CORREDIZA 150
15.1	ALMACO	39 (9008 - 9009 - 9051)	20.4	DORAL	BASIKH TOMH 140
20.2	ALMACO	35 (9061)	15.1	ETEM	E-1200 (sash for fly)
15.1	ALUAR	MODENA 45	25.1	EURALEX	640
15.2	ALUAR	EKONAL 2000	20.1	EUROPA	600
20.2	ALUAR	A 30	20.1	EUROPA	2000
27.1	ALUAR	MODENA 90	20.1	EUROPA	2500
15.1	ALU-K	SC 70	20.1	EUROPA	6000
10.6	ALUMA	9000	15.3	EXALCO	ALBIO 205
10.9	ALUMA	9000-2	15.6	EXALCO	ALBIO 300-305
15.1	ALUMIL	M900	15.7	EXALCO	ALBIO 227
15.1	ALUMIL	M9000	23.2	EXALCO	ALBIO 220
15.1	ALUMIL	M9050	14.1	EXLABESA	MILLENNIUM
15.1	ALUMIL	M9200	15.6	EXLABESA	IT-205(EXL-4383)
13.7	ALUMINCO	AL 200 (220-206)	25.1	EXLABESA	BA-61
13.7	ALUMINCO	AL 200 (220-208)	15.1	EXTRALUM	CORREDERA
13.7	ALUMINCO	AL 220 (220-206)	15.1	EXTRUAL	E-17
15.3	ALUMINCO	AL 205 (205-206)	39.2	EXTRUSIONES METALICAS	10000
15.3	ALUMINCO	AL 230 (230-206)	10.1	FENESTRASSION LESSARD	SLIDING
19.3	ALUMINCO	AL 200 (200-201)	15.1	FEXA	LINEA LITORAL (marco tubular)
23.3	ALUMINCO	AL 205 (205-201)	15.1	FEXA	LINEA PATAGONIA 45
23.5	ALUMINCO	AL 230 (230-205)	15.2	FEXA	LINEA LITORAL
20.2	ALUMINIOS DEL URUGUAY	SUMMA	20.2	FEXA	LINEA ANDINA
14.1	ALUMINIOS EIBAR	AE 24	27.1	FEXA	PATAGONIA 90
12.2	ALUMINIUM DU MAROC	TENERE' (R. 2,5)	11.1	FLAMIA	AT PREMIUM
12.3	ALUMINIUM DU MAROC	TENERE' (R. 3,0)	15.5	FRESIA - AL SISTEM	GLOBAL 60
11.1	ALUPCO	SLIDING 105	15.1	GRUPO SOSOARES	SISTEMA SP
11.1	ALUPCO	SLIDING 120	11.1	GULF EXTRUSIONS	SLIDING 105
11.1	ALUPCO	SLIDING 125	11.1	GULF EXTRUSIONS	SLIDING 125
25.2	ALUPCO	SLIDING 80	19.2	GUTMANN	SC70 revised
13.1	ALUPHEX - ABITHAL	RUNNER 61-90	15.2	HYDRO	DOMAL 40S
15.1	ALUPHEX - ABITHAL	EURO RUNNER 45	15.2	HYDRO	ROTONDA 640
15.1	ALUPHEX - ABITHAL	EURO RUNNER WOOD	11.1	HYDRO PORTUGAL	EASY SLIDE
20.1	ALUSET	T380	10.1	IMAKO	SLIDING
30.1	ALUTECHNIE	REGATA 28	16.1	IMALUM	IMPERIAL
15.1	ALUVAL	ALUPROM 17	16.1	IMALUM	SKY HAUT GAMME
15.1	ALUVAL	ALUPROM 18	28.1	IMALUM	GALAXY
25.1	ALUVAL	ALUPROM 21	28.1	IMALUM	MOON MOYENNE
15.1	ATCO	SLIDING			

INDICE FAMIGLIE - INDEX FAMILIES
FAMILLES INDEX - INDICE DE FAMILIAS
FAMILIAS INDEX - INDEX FAMILIEN
INDEX FAMILIES - INDEKS RODZIN
ΕΥΡΕΤΗΡΙΟ - ΟΙΚΟΓΕΝΕΙΣ
ИНДЕКС ПОРОДИЦ

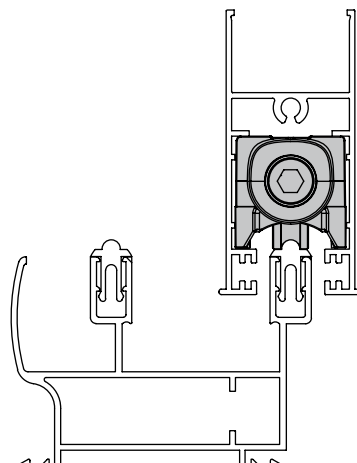
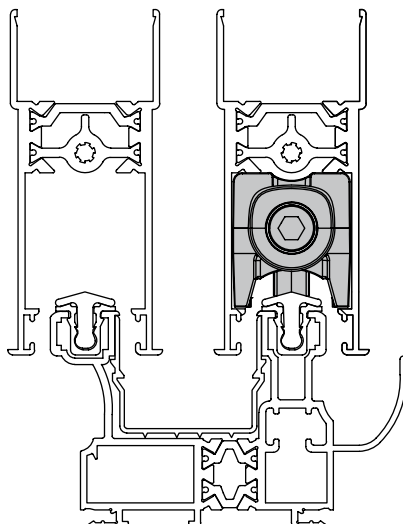
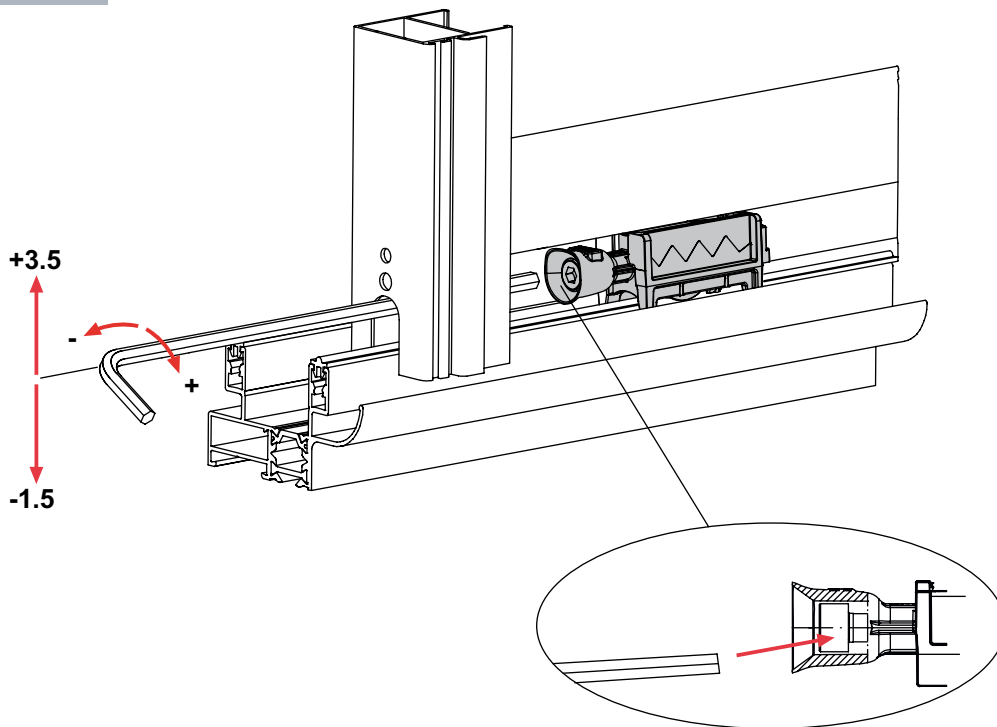
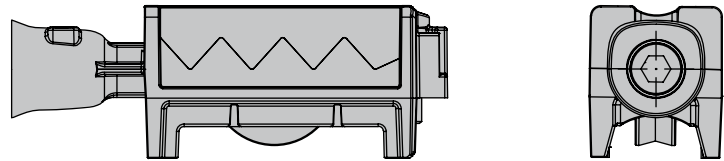
PRODUTTORE - PRODUCER
PRODUCTEUR - PRODUCTOR
PRODUTOR - PRODUZENT
PRODUCENT - PRODUCENT
ΠΑΡΑΓΩΓΟΥ - ΠΡΟΙΣΒΟΔΙΤΕΛΗ
ПРОДУЦЕНТ

PROFILI ASSOCIATI - ASSOCIATED PROFILES
ASSOCIATED PROFILES - PERFILES ASOCIADOS
PERFIS ASSOCIADOS ASSOZIIERTE NETZWERKE
IN VERBAND PROFIELEN - ASSOCIATED PROFILE
ΣΥΝΕΡΓΑΖΟΜΕΝΟΣ ΠΡΟΦΙΛ - ΣΒΥΖΑΝΝΕΣ ΠΡΟΦΙΛΙ
СВΥΖАННЫЕ ПРОФИЛИ

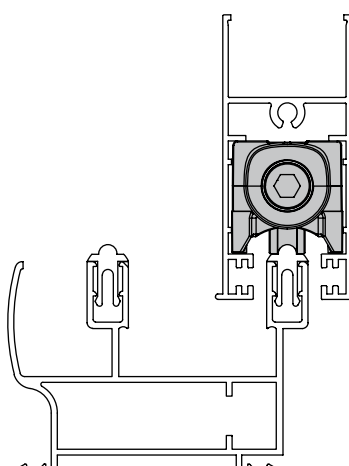
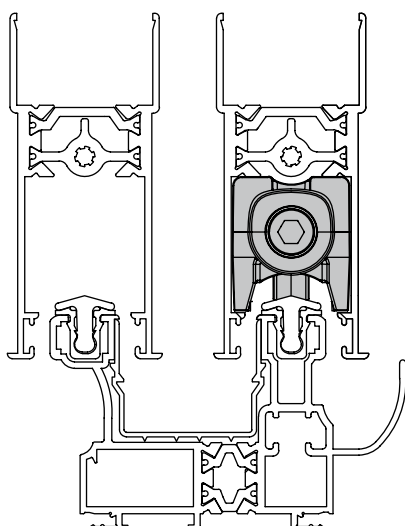
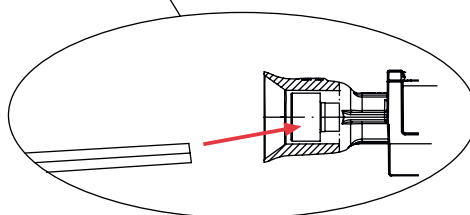
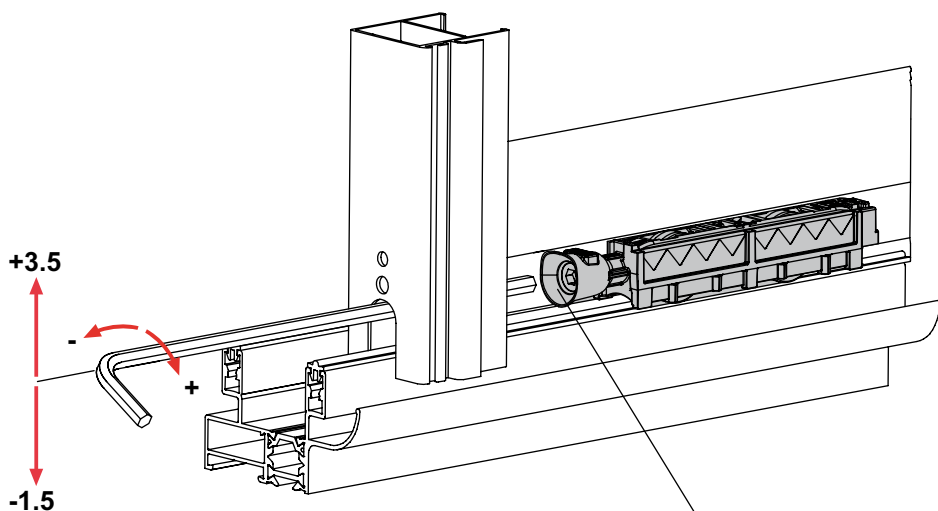
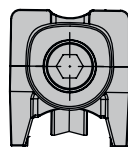
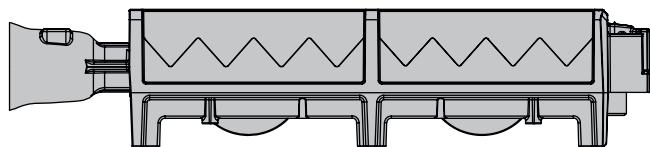
15.1	INDINVEST	ALPHA 560 S
13.1	INSTALLUX	GALAXIE 22
13.1	INSTALLUX	GALAXIE 22TH
13.1	INSTALLUX	GALAXIE 26
13.1	INSTALLUX	GALAXIE 26TH
31.1	INSTALLUX	TH 32
25.6	ISLAND BEST W.& D.	SLIDING
14.1	ITESAL	PERIMETRAL 70
17.2	KL ALUMINIO	MACRO CT
17.2	KL ALUMINIO	MACRO CTR
24.3	LOUSALU	S-100
15.1	MILLET	BC
11.4	NAPCO	9900
28.1	NAPCO	7700
14.1	PALMA	ATLANTIS 60
14.1	PALMA	ATLANTIS 68
15.1	PERFILES VALENCIA	C-70
25.1	PERFILES VALENCIA	S-640
12.1	PROFIL SYSTEMES	TOUNDRA 319
16.2	PROFIL SYSTEMES	MASAI
33.1	PROFIL SYSTEMES	Satin Road
38.1	PROFIL SYSTEMES	TOUAREG
13.1	PROFILATI - EKV	PE 70S
13.1	PROFILATI - EKV	PE 70S TT
15.1	PROFILATI - EKV	PE 60S
23.3	PROFILCO	PR-35
14.1	PROFILE ALUMINIUM CENTRE	ECO
14.1	PROFILE ALUMINIUM CENTRE	ELEGANCE
14.1	PROFILE ALUMINIUM CENTRE	SOLARIAL
13.5	RABI	SLIDING
37.1	SAPA	Vetro 24 (2115)
37.1	SAPA	Vetro 28
35.1	SEPALUMIC	3200
32.1	SHUCO	RS 28
11.2	SIMATEC	GX
14.1	SOPRA	CLASSIQUE JO
10.5	SUMISURA	Sliding 1
10.8	SUMISURA	Sliding 2
13.2	SYSTEM ALUMINIUM	ZEUS
13.2	SYSTEM ALUMINIUM	ZEUS PRESTIGE
13.6	TECALUM Sistemas	TS 70
11.2	TECHNAL	SAPHIR GX
11.2	TECHNAL	SAPHIR GXi
34.1	TECHNAL	LUMEAL
34.1	TECHNAL	SOLEAL GY
14.1	TPR	67 ELLIPSE
36.1	WICONA	WICSLIDE 65 (ASKEY)
25.5	WISPECO	540 raggio 1.5
15.9	ZLZL ALUMINIUM	SYSTEM RST79











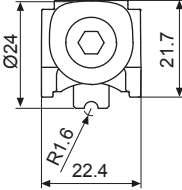


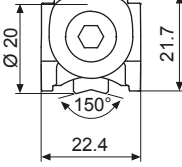


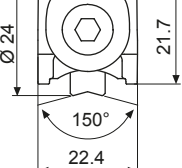


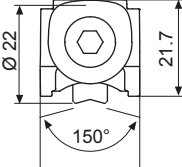


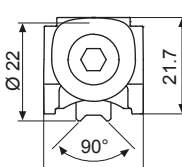


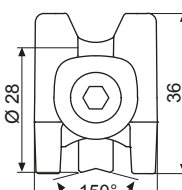


1RR









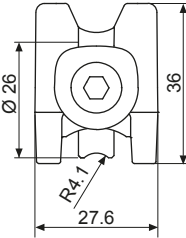


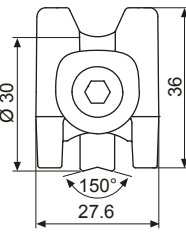


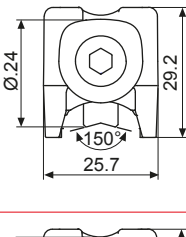


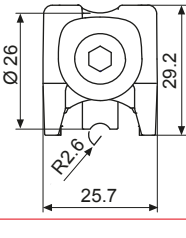


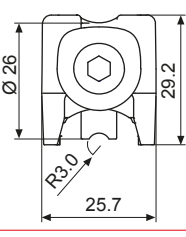


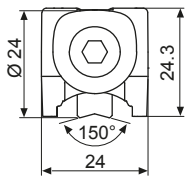




2RR











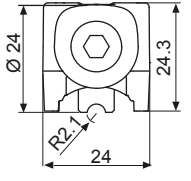


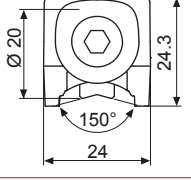


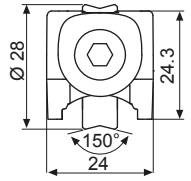


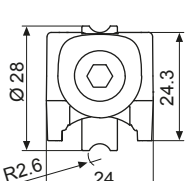


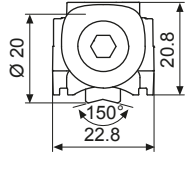

5310EE
5310EX
5310EF
5310EG
5310FE
5310FX
5310FF
5310FG
5310ME
5310MX
5310MF
5310NE
5310NX
5310NF
5310OE
5310OX
5310OF
5310PE
5310PX
5310PF
5310SE
5310SX
5310SF
5310TE
5310TX
5310TF
5310UE
5310UX
5310UF
5310VE
5310VX
5310VF
5311EE
5311EX
5311EF
5311FE
5311FX
5311FF

				 A 	 B 	 C 	 D 	
10.1		1RR 	5310EE	●				FENESTRASSION LESSARD Sliding
			5310EX		●			
			5310EF			●		
			5310EG				●	
		2RR 	5310FE	●				IMAKO Sliding
			5310FG				●	
10.5		1RR 	5310ME	●			CUEX 4520 - 6020	
			5310MX		●			
			5310MF			●		
		2RR 	5310NE	●				
			5310NX		●			
			5310NF			●		
10.6		1RR 	5310OE	●			ALUMA 9000	
			5310OX		●			
			5310OF			●		
		2RR 	5310PE	●				
			5310PX		●			
			5310PF			●		
10.8		1RR 	5310SE	●			SUMISURA Sliding 2	
			5310SX		●			
			5310SF			●		
		2RR 	5310TE	●				
			5310TX		●			
			5310TF			●		
10.9		1RR 	5310UE	●			ALUMA 9000-2	
			5310UX		●			
			5310UF			●		
		2RR 	5310VE	●				
			5310VX		●			
			5310VF			●		
11.1		1RR 	5311EE	●			ALUPCO Sliding 105 - 120 - 125	
			5311EX		●			
			5311EF			●		
		2RR 	5311FE	●				FLAMIA At Premium
			5311FX		●			
			5311FF			●		

			 A 	 B 	 C 	 D 			
11.2		1RR 	5311GE	●				TECHNAL Saphir Gx	
			5311GX		●			SIMATEC GX	
			5311GF			●			
		2RR 	5311HE	●					TECHNAL Saphir Gxi
			5311HX		●				
			5311HF			●			
11.4		1RR 	5311KE	●				NAPCO 9900	
			5311KX		●				
			5311KF			●			
		2RR 	5311LE	●					
			5311LX		●				
			5311LF			●			
12.1		1RR 	5312EE	●				PROFIL SYSTEM Toundra 319	
			5312EX		●				
			5312EF			●			
		2RR 	5312FE	●					
			5312FX		●				
			5312FF			●			
12.2		1RR 	5312GE	●				ALUMINIUM DU MAROC Tenerè (R 2.5)	
			5312GX		●				
			5312GF			●			
		2RR 	5312HE	●					
			5312HX		●				
			5312HF			●			
12.3		1RR 	5312IE	●				ALUMINIUM DU MAROC Tenerè (R 3.0)	
			5312IX		●				
			5312IF			●			
		2RR 	5312JE	●					
			5312JX		●				
			5312JF			●			
13.1		1RR 	5313EE	●				ALUPHEX ABITHAL Runner 61 - 90	
			5313EX		●				
			5313EF			●			
		2RR 	5313FE	●				INSTALLUX Galaxie 22 - Galaxie 22TH Galaxie 26 - Galaxie 26TH	
			5313FX		●			PROFILATI Eku PE 70S - Eku PE 70S TT	
			5313FF			●			

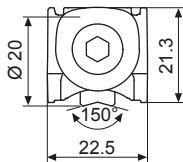
5311GE
 5311GX
 5311GF
 5311HE
 5311HX
 5311HF
 5311KE
 5311KX
 5311KF
 5311LE
 5311LX
 5311LF
 5312EE
 5312EX
 5312EF
 5312FE
 5312FX
 5312FF
 5312GE
 5312GX
 5312GF
 5312HE
 5312HX
 5312HF
 5312IE
 5312IX
 5312IF
 5312JE
 5312JX
 5312JF
 5313EE
 5313EX
 5313EF
 5313FE
 5313FX
 5313FF










5313GE
5313GX
5313GF
5313HE
5313HX
5313HF
5313ME
5313MX
5313MF
5313NE
5313NX
5313NF
5313OE
5313OX
5313OF
5313PE
5313PX
5313PF
5313QE
5313QX
5313QF
5313RE
5313RX
5313RF
5314EE
5314EX
5314EF

				 A 	 B 	 C 	 D 		
13.2		1RR 	5313GE	●				SYSTEM ALUMINIUM Zeus - Zeus Prestige	
			5313GX		●				
			5313GF			●			
		2RR 	5313HE	●			●		
			5313HX			●			
			5313HF				●		
13.5		1RR 	5313ME	●				RABI Sliding	
			5313MX		●				
			5313MF			●			
		2RR 	5313NE	●					
			5313NX			●			
			5313NF				●		
13.6		1RR 	5313OE	●				TECALUM SISTEMES TS 70	
			5313OX		●				
			5313OF			●			
		2RR 	5313PE	●					
			5313PX			●			
			5313PF				●		
13.7		1RR 	5313QE	●				ALUMINCO AL 220 (220-206) AL 200 (220-208) AL 200 (220-206)	
			5313QX		●				
			5313QF			●			
		2RR 	5313RE	●					
			5313RX			●			
			5313RF				●		
14.1		1RR 	5314EE	●				ALGAL 22000 - 22000 Mini 39000 - 39000 Mini ALUMINIOS EIBAR AE 24 BODEGA Penta 67 (67015) - Penta 67 (67106)	
									5314EX
			5314EF			●		PROFILE ALUMINIUM CENTRE Solarial - Elegance SOPRA Classique Jo TPR 67 Ellipse	

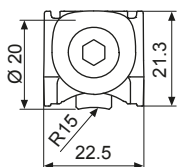
5315EE
 5315EX
 5315EF
 5315FE
 5315FX
 5315FF
 5315GE
 5315GX
 5315GF
 5315HE
 5315HX
 5315HF



15.1











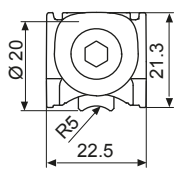


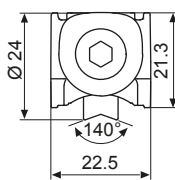


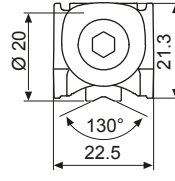


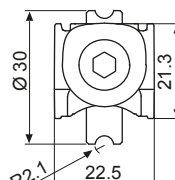


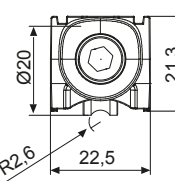


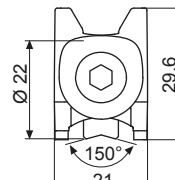


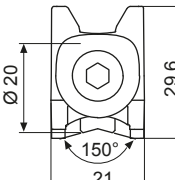


		 A 	 B 	 C 	 D 	
	5315EE	●				ALCEMAR Linea Mediterranea (M-unno) ALL.CO. Export 60s ALMACO 39 (9008-9009-9051) - 32 (9051) 35 (9033-9033N-9051)
	5315EX		●			ALU K Sc 70 ALUAR Modena 45 ALUMIL M900 - M9000 - M9050 - M9200 ALUPHEX-ABITHAL Euro Runner Wood - Euro Runner 45
	5315EF			●		ALUVAL Aluprom 17 - Aluprom 18 ATCO Sliding BRARI SH.P.K. 6000
	5315FE	●				CUPRUM EXTRUSIONS Premium 80 ETEM E 1200 (Sash For fly) EXTRALUM Corredera EXTRUAL E 17
	5315FX		●			FEXA Linea Patagonia 45° Linea Litoral (Marco Tubular) GRUPO SOSOARES Sistema Sp INDINVEST Alpha 560s
	5315FF				●	MILLET BC PERFILES VALENCIA C70 PROFILATI Eku Pe 60s









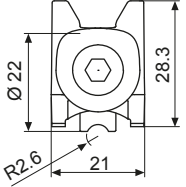


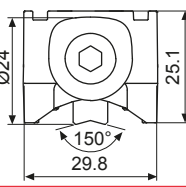

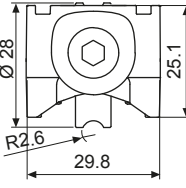

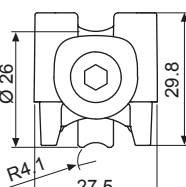


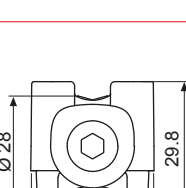


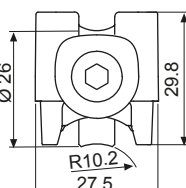


15.2



	5315GE	●				ALUAR Ekomal 2000
	5315GX		●			
	5315GF			●		HYDRO Domal 40S
	5315HE	●				
	5315HX		●			RODOMDA 640
	5315HF			●		FEXA Linea Litoral









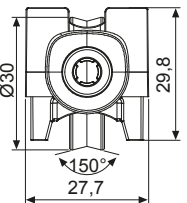


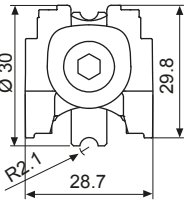

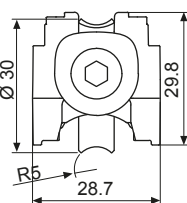

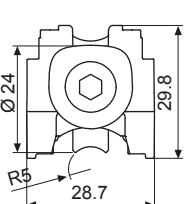

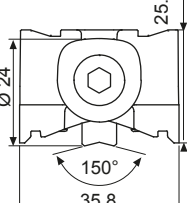

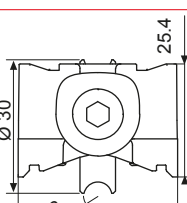

- 5315IE
- 5315IX
- 5315IF
- 5315JE
- 5315JX
- 5315JF
- 5315ME
- 5315MX
- 5315MF
- 5315NE
- 5315NX
- 5315NF
- 5315OE
- 5315OX
- 5315OF
- 5315PE
- 5315PX
- 5315PF
- 5315QE
- 5315QX
- 5315QF
- 5315RE
- 5315RX
- 5315RF
- 5315UE
- 5315UX
- 5315UF
- 5315VE
- 5315VX
- 5315VF
- 5316EE
- 5316EX
- 5316EF
- 5316FE
- 5316FX
- 5316FF
- 5316GE
- 5316GX
- 5316GF
- 5316HE
- 5316HX
- 5316HF









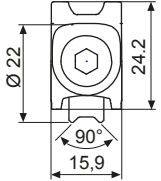


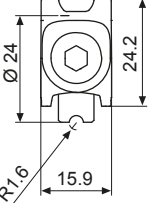


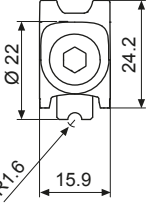


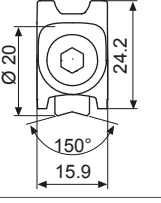


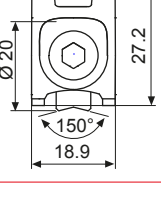


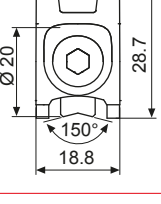


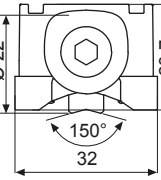

									
				A	B	C	D		
									
15.3		1RR 	5315IE	●				ALUMINCO AL 205 (230 - 206)	
			5315IX		●				
			5315IF			●			ALUMINCO AL 230 (205 - 206)
		2RR 	5315JE	●					
			5315JX		●				EXALCO Albio 205
			5315JF				●		
15.5		1RR 	5315ME	●				AL SISTEM / FRESIA Global 60	
			5315MX		●				
			5315MF			●			CENTRO ALUM Renova Co Rpt
		2RR 	5315NE	●					
			5315NX		●				CENTRO ALUM Rq + Rt
			5315NF				●		
15.6		1RR 	5315OE	●				EXLABESA IT 205 (EXL - 4383)	
			5315OX		●				
			5315OF			●			EXALCO Albio 300-305
		2RR 	5315PE	●					
			5315PX		●				
			5315PF				●		
15.7		1RR 	5315QE	●				EXALCO Albio 227	
			5315QX		●				
			5315QF			●			
		2RR 	5315RE	●					
			5315RX		●				
			5315RF				●		
15.9		1RR 	5315UE	●				ZLZL ALUMINIUM System Rs T79	
			5315UX		●				
			5315UF			●			
		2RR 	5315VE	●					
			5315VX		●				
			5315VF				●		
16.1		1RR 	5316EE	●				IMALUM Imperial	
			5316EX		●				
			5316EF			●			IMALUM Sky Haut Gamme
		2RR 	5316FE	●					
			5316FX		●				
			5316FF				●		
16.2		1RR 	5316GE	●				PROFIL SYSTEMES Masai	
			5316GX		●				
			5316GF			●			
		2RR 	5316HE	●					
			5316HX		●				
			5316HF				●		

			 A 	 B 	 C 	 D 			
17.2		1RR 	5317GE	•				KL ALUMINIO Macro CT	
			5317GX		•				
			5317GF			•			
		2RR 	5317HE	•					KL ALUMINIO Macro CTR
			5317HX		•				
			5317HF			•			
19.2		2RR 					GUTMANN SC70 Revised		
			5319HE	•					
			5319HX		•				
			5319HF			•			
19.3		2RR 					ALUMINCO AL 200 (200 - 201)		
			5319JE	•					
			5319JX		•				
			5319JF			•			
20.1		1RR 	5320EE	•			ALUSET T380		
			5320EX		•			EUROPA 2500 - 6000	
			5320EF			•			
		2RR 	5320FE	•					
			5320FX		•				
			5320FF			•			
20.2		1RR 	5320GE	•			ALCEMAR Linea Mediterranea (M-Cinco) Linea Mediterranea RPT (M-Cinco)		
			5320GX		•			ALUMINIOS DEL PARAGUAY Summa	
			5320GF			•			
		2RR 	5320HE	•					ALUAR A30
			5320HX		•			ALMACO 35 (9061) - 39TH (9070)	
			5320HF			•			
							•		
20.4		1RR 	5320KE	•			DORAL Basikh Tomh 140		
			5320KX		•				
			5320KF			•			
		2RR 	5320LE	•					
			5320LX		•				
			5320LF			•			

5317GE
 5317GX
 5317GF
 5317HE
 5317HX
 5317HF
 5319HE
 5319HX
 5319HF
 5319JE
 5319JX
 5319JF
 5320EE
 5320EX
 5320EF
 5320FE
 5320FX
 5320FF
 5320GE
 5320GX
 5320GF
 5320HE
 5320HX
 5320HF
 5320KE
 5320KX
 5320KF
 5320LE
 5320LX
 5320LF









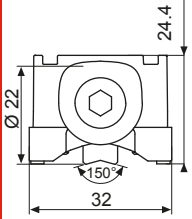

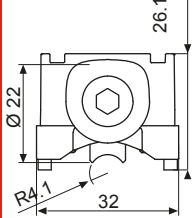

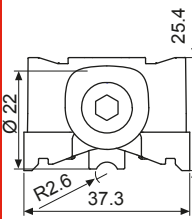

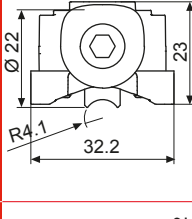

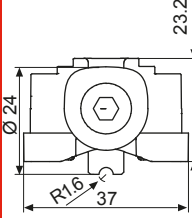

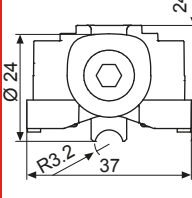

5320ME
5320MX
5320MF
5320NE
5320NX
5320NF
5323HE
5323HX
5323HF
5323JE
5323JX
5323JF
5320NE
5320NX
5320NF
5324FE
5324FX
5324FF
5324JE
5324JX
5324JF

				 A 	 B 	 C 	 D 	
20.5		1RR 	5320ME	●				CUPRUM Corrediza 150
			5320MX		●			
			5320MF			●		
		2RR 	5320NE	●				
			5320NX		●			
			5320NF			●		
23.2		2RR 	5323HE	●				EXALCO Albio 220
			5323HX		●			
			5323HF			●		
23.3		2RR 	5323JE	●				ALUMINCO AL 205 (205 - 201) PROFILCO PR - 35
			5323JX		●			
			5323JF			●		
23.5		2RR 	5320NE	●				ALUMINCO AL 230 (230 - 205)
			5320NX		●			
			5320NF			●		
24.1		2RR 	5324FE	●				BLYWEERT Pegase
			5324FX		●			
			5324FF			●		
24.3		2RR 	5324JE	●				LOSALU S - 100
			5324JX		●			
			5324JF			●		









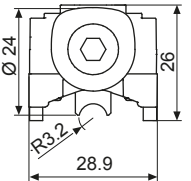

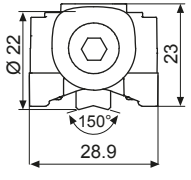

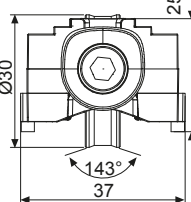

			 A 	 B 	 C 	 D 			
25.1		1RR 	5325EE	●				EXLABESA BA - 61	
			5325EX		●				
			5325EF			●			EURALEX 640
		2RR 	5325FE	●					
			5325FX		●				PERFILES VALENCIA S - 640
			5325FF			●			
25.2		1RR 	5325GE	●				ALUPCO Sliding 80	
			5325GX		●				
			5325GF			●			
		2RR 	5325HE	●					
			5325HX		●				
			5325HF			●			
25.5		1RR 	5325ME	●				WISPECO 540 Raggio 1.5	
			5325MX		●				
			5325MF			●			
		2RR 	5325NE	●					
			5325NX		●				
			5325NF			●			
25.6		1RR 	5325OE	●				ISLAND BEST W.&D. Sliding	
			5325OX		●				
			5325OF			●			
		2RR 	5325PE	●					
			5325PX		●				
			5325PF			●			
27.1		1RR 	5327EE	●				ALCEMAR Linea Monaco Top	
			5327EX		●				
			5327EF			●			ALUAR Modena 90
		2RR 	5327FE	●					
			5327FX		●				FEXA Patagonia 90
			5327FF			●			
28.1		1RR 	5328EE	●				IMALUM Galaxy	
			5328EX		●				
			5328EF			●			IMALUM Moon Moyenne
		2RR 	5328FE	●					
			5328FX		●				NAPCO 7700
			5328FF			●			
30.1		2RR 						ALUTECHNIE Regata 28	
			5330FE	●					
			5330FX		●				
					●				

5325EE
 5325EX
 5325EF
 5325FE
 5325FX
 5325FF
 5325GE
 5325GX
 5325GF
 5325HE
 5325HX
 5325HF
 5325ME
 5325MX
 5325MF
 5325NE
 5325NX
 5325NF
 5325OE
 5325OX
 5325OF
 5325PE
 5325PX
 5325PF
 5327EE
 5327EX
 5327EF
 5327FE
 5327FX
 5327FF
 5328EE
 5328EX
 5328EF
 5328FE
 5328FX
 5328FF
 5330FE
 5330FX
 5330FF

5331FE
5331FX
5331FF
5332FE
5332FX
5332FF
5333FE
5333FX
5333FF
5334FE
5334FX
5334FF
5335FE
5335FX
5335FF
5336FE
5336FX
5336FF

								
			A	B	C	D		
								
31.1			5331FE	•				INSTALLUX TH 32
			5331FX		•			
			5331FF			•		
32.1			5332FE	•				SHUCO RS 28
			5332FX		•			
			5332FF			•		
33.1			5333FE	•				PROFIL SYSTEMES Satin Road
			5333FX		•			
			5333FF			•		
34.1			5334FE	•				TECHNAL Lumeal TECHNAL Soleal GY
			5334FX		•			
			5334FF			•		
35.1			5335FE	•				SEPALUMIC 3200
			5335FX		•			
			5335FF			•		
36.1			5336FE	•				WICONA Wicslide 65 (Askey)
			5336FX		•			
			5336FF			•		

5337FE
 5337FX
 5337FF
 5338FE
 5338FX
 5338FF
 5339HE
 5339HX
 5339HF

			 A 	 B 	 C 	 D 		
37.1							SAPA Vetro 24 (2115)	
			5337FE	●				SAPA Vetro 28
			5337FX		●			
			5337FF			●		
38.1							PROFIL SYSTEMES Touareg	
			5338FE	●				
			5338FX		●			
			5338FF			●		
39.2							EXTRUSIONES METALICAS 10000	
			5339HE	●				
			5339HX		●			
			5339HF			●		